

下関港統計年報

—平成24年（2012年）—

下関市港湾局

- 入出港船舶は、荷役の有無にかかわらず、総トン数5トン以上のものについて調査しました。
- 貨物数量は、原則としてフレートトンによって計算しました。即ち、容積は1.133立方メートル、重量は1,000kgをもって1トンとし、容積または重量のいずれか大なる方をもって計算しました。
- 各統計は、当港湾局調査資料のほか、申告者、関係団体、官公庁各位のご協力を得て調査したものです。

概要

下関港の平成24年(2012年)における、

入港船舶数は、30,429隻で前年比13.9%の減少、総トン数は、10,617,429トンで前年比27.4%の減少であった。

外航船では、入港船舶数1,515隻で前年比7.0%の減少、総トン数7,164,284トンで前年比10.2%の減少となった。

内航船では、入港船舶数28,914隻で前年比14.3%の減少、総トン数3,453,145トンで前年比48.0%の減少となった。

海上出入貨物は、合計が4,203,732トンで前年比28.7%の減少となった。

外貿貨物は、輸出が812,349トンで前年比5.2%の減少、輸入が1,153,207トンで前年比6.2%の減少、合計が1,965,556トンで前年比5.8%の減少となった。

国別では、対韓国貿易は、1,081,467トンで前年比1.8%の減少、対中国貿易は、487,686トンで前年比5.4%の減少であった。

内貿貨物は、移出が843,349トンで前年比51.2%の減少、移入が1,394,827トンで前年比33.0%の減少、合計が2,238,176トンで前年比41.3%の減少となった。

フェリー貨物を除く主な取扱貨物は、輸出ではゴム製品、測量・光学・医療用機械、産業機械、測量・光学・医療用機械、電気機械、輸入では水産品、衣服・身廻品・はきもの、金属鉱、りん鉱石、石油製品、移出では石油製品、非金属鉱物、ゴム製品、化学薬品、移入では重油、石炭、石油製品、化学薬品、鋼材などであった。

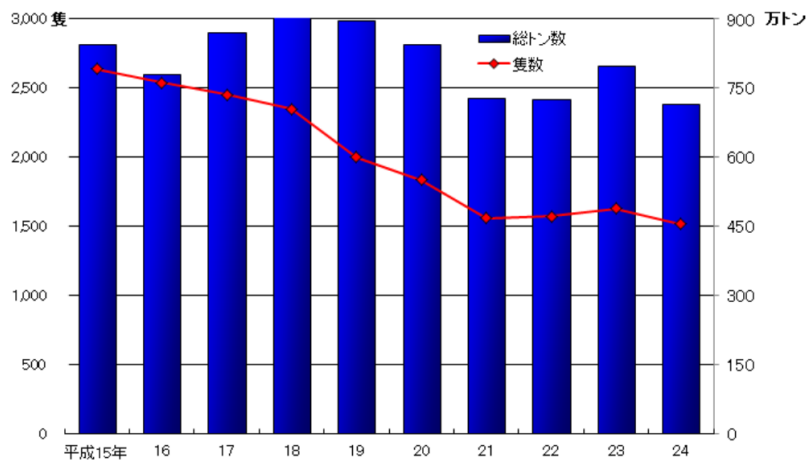
外貿コンテナ貨物は、個数では、輸出が36,570TEUで前年比7.1%の減少、輸入が36,098TEUで前年比8.4%の減少、合計が72,668TEUで7.8%の減少となった。

貨物量は、輸出が422,797トンで前年比10.5%の減少、輸入が584,367トンで前年比7.8%の減少、合計が1,007,164トンで前年比8.9%の減少となった。

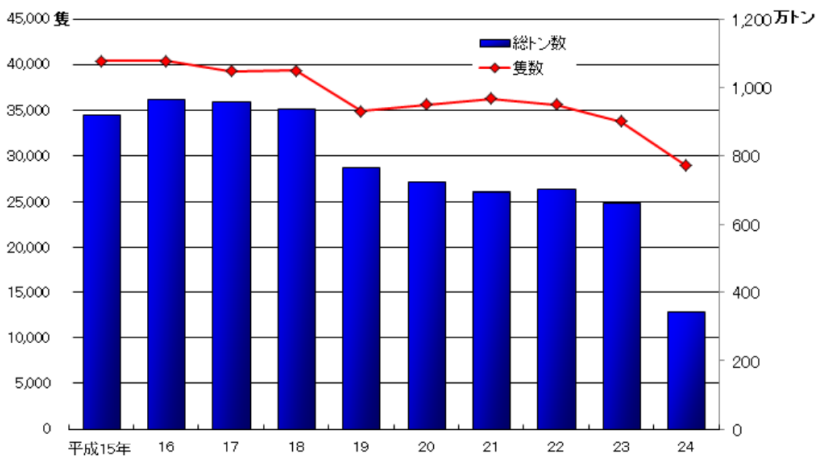
主なコンテナ取扱貨物は、輸出では、測量・光学・医療用機械、産業機械、電気機械、輸入では衣服・身廻品・はきもの、水産品、取合せ品、産業機械などであった。

I. 図表

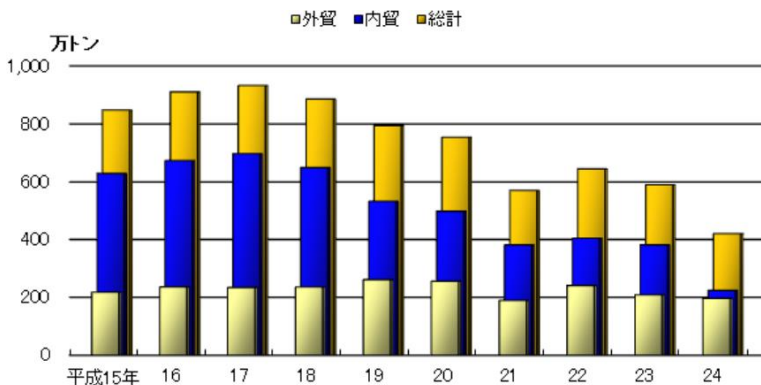
I-1. 外航入港船舶の推移 (隻数・総トン数)



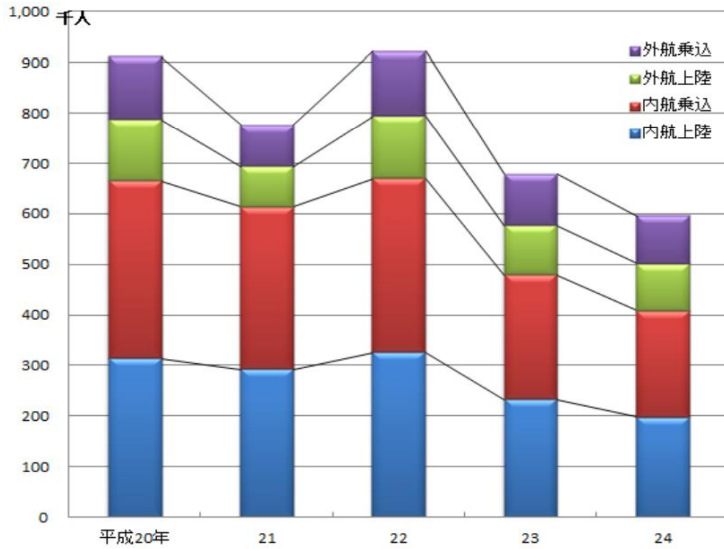
I-2. 内航入港船舶の推移 (隻数・総トン数)



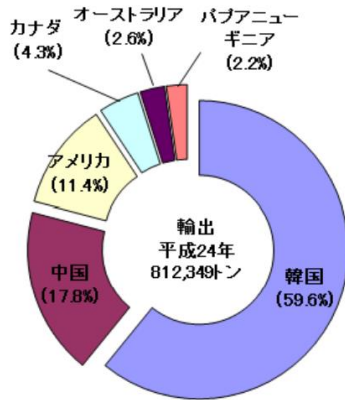
I-3. 海上出入貨物の推移



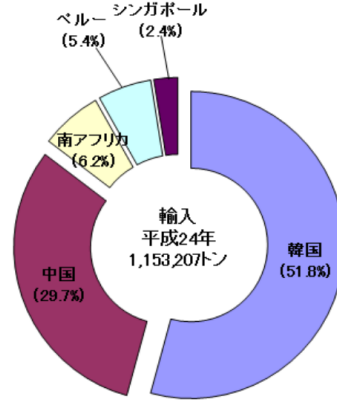
I-4. 船舶乗降人員の推移



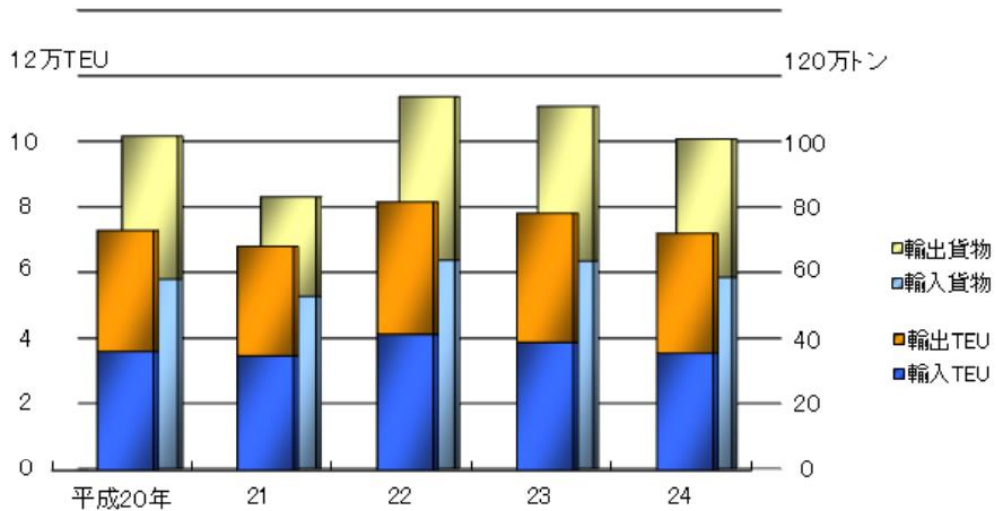
I-5. 輸出貨物仕向国



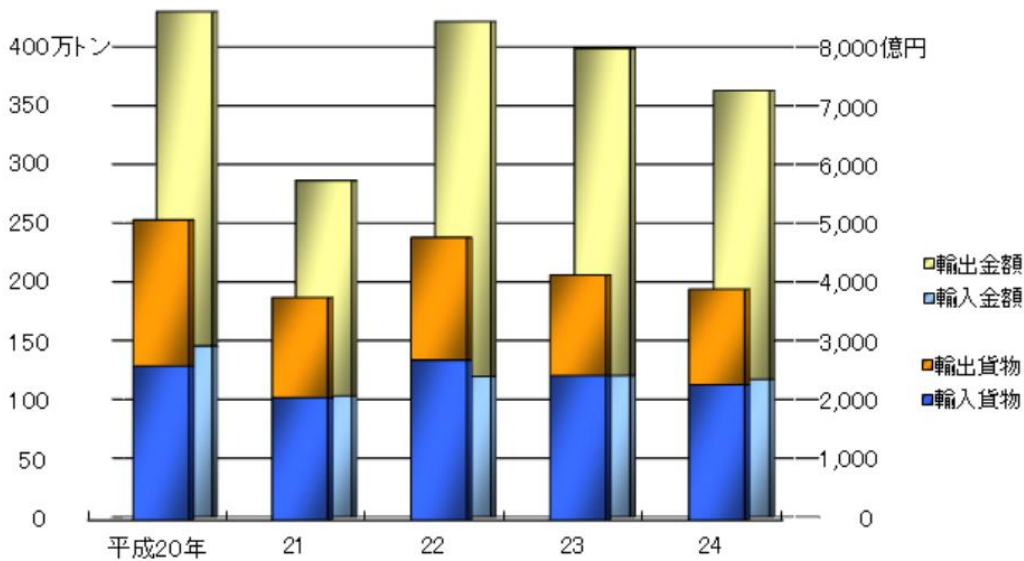
I-6. 輸入貨物仕向国



I-7. コンテナ個数・貨物量の推移



I-8. 外国貿易貨物量・貿易額の推移



I-9. 主要取扱貨物

輸 出			輸 入		
品 種	数量	構成比	品 種	数量	構成比
完 成 自 動 車	191,420	(23.6%)	完 成 自 動 車	190,600	(16.5%)
[うちフェリー貨物]	178,710	(22.0%)	[うちフェリー貨物]	[190,280]	[16.5%]
ゴ ム 製 品	180,217	(22.2%)	水 産 品	111,249	(9.6%)
測 量 ・ 光 学 ・ 医 療 用 機 械	122,235	(15.0%)	衣 服 ・ 身 廻 品 ・ は き も の	110,060	(9.5%)
産 業 機 械	106,390	(13.1%)	金 属 鉱 物	104,304	(9.0%)
電 気 機 械	44,300	(5.5%)	リ ン 鉱 石	96,813	(8.4%)
そ の 他 日 用 品	29,520	(3.6%)	石 油 製 品	93,024	(8.1%)
取 合 せ 品	24,133	(3.0%)	取 合 せ 品	65,784	(5.7%)
そ の 他 輸 送 機 械	19,581	(2.4%)	産 業 機 械	62,159	(5.4%)
水 産 品	19,325	(2.4%)	野 菜 ・ 果 物	47,811	(4.1%)
そ の 他 機 械	17,040	(2.1%)	そ の 他 輸 送 機 械	37,471	(3.2%)

移 出			移 入		
品 種	数量	構成比	品 種	数量	構成比
石 油 製 品	217,113	(25.7%)	重 油	436,628	(31.3%)
非 金 属 鉱 物	193,694	(23.0%)	石 炭	384,183	(27.5%)
ゴ ム 製 品	147,132	(17.4%)	石 油 製 品	154,240	(11.1%)
化 学 薬 品	91,448	(10.8%)	化 学 薬 品	150,083	(10.8%)
金 属 鉱 物	53,018	(6.3%)	鋼 材	88,898	(6.4%)
水	52,863	(6.3%)	砂 利 ・ 砂	55,008	(3.9%)
非 鉄 金 属	31,114	(3.7%)	完 成 自 動 車	26,435	(1.9%)
重 油	30,703	(3.6%)	非 鉄 金 属	26,040	(1.9%)
そ の 他 輸 送 機 械	10,604	(1.3%)	石 灰	18,660	(1.3%)
産 業 機 械	10,371	(1.2%)	水 産 品	12,200	(0.9%)

Ⅱ-1. 入港船舶表(平成24年)

区 分	商 船		漁 船		避 難 船		そ の 他		合 計	
	隻数	総トン数	隻数	総トン数	隻数	総トン数	隻数	総トン数	隻数	総トン数
外 航	(1,242)	(5,731,639)			(1)	(467)	(9)	(9,359)	(1,252)	(5,741,465)
	1,499	7,151,701	4	1,560	1	467	11	10,556	1,515	7,164,284
内 航	22,890	2,560,768	5,499	568,723			525	323,654	28,914	3,453,145
計	(1,242)	(5,731,639)			(1)	(467)	(9)	(9,359)	(1,252)	(5,741,465)
	24,389	9,712,469	5,503	570,283	1	467	536	334,210	30,429	10,617,429
平成23年	(1,363)	(6,521,466)					(13)	(19,172)	(1,376)	(6,540,638)
	28,719	13,676,376	6,160	637,760			496	310,598	35,375	14,624,734

注:()内は外国船で内数

Ⅱ－2. 月別入港最大船舶(平成24年・公共岸壁で商船のみ)

	外 国 船				日 本 船		
	けい留場所	国 籍	船 名	総トン数	けい留場所	船 名	総トン数
1 月	21号	パナマ	ゆうとびあ	17,219	18号	はまゆう	7,747
2 月	長府2号	パナマ	SPLendeur	21,192	18号	はまゆう	7,747
3 月	長府2号	シンガポール	OCEAN HARMONY	19,801	10号	シルバープリンセス	10,500
4 月	10号	パナマ	RAKIURA MARU	17,940	18号	はまゆう	7,747
5 月	長府3号	パナマ	DAIWAN WISDOM	19,825	18号	はまゆう	7,747
6 月	長府2号	パナマ	LOWLANDS SKY	20,236	18号	はまゆう	7,747
7 月	21号	パナマ	ゆうとびあ	17,219	18号	はまゆう	7,747
8 月	10号	パナマ	RAKIURA MARU	17,940	10号	PACIFIC VENUS	26,594
9 月	10号	バハマ	OSPREY ARROW	28,371	18号	はまゆう	7,747
10 月	21号	パナマ	ゆうとびあ	17,219	17号	にっぽん丸	22,472
11 月	長府2号	パナマ	PAOLA	19,885	18号	はまゆう	7,747
12 月	10号	ノルウェー	MERLIN ARROW	36,008	18号	はまゆう	7,747

Ⅱ-3. 入港船舶の内外航別・トン数階級別年次表

年次	合計		内外航別				10,000トン以上		6,000トン以上10,000トン未満		
			外航		内航		隻数	総トン数	隻数	総トン数	
	隻数	総トン数	隻数	総トン数	隻数	総トン数					
昭和元年	200,148	12,254,034	79	36,753	200,069	12,217,281	—	—	—	—	
5	151,707	9,540,174	15	36,212	151,692	9,503,962	—	—	—	—	
10	462,748	25,067,151	54	131,015	462,694	24,936,136	—	—	—	—	
15	345,739	36,929,054	—	—	345,739	36,929,054	—	—	—	—	
23	10,678	1,731,837	—	—	10,678	1,731,837	—	—	—	—	
25	90,886	7,416,847	49	180,971	90,837	7,235,876	—	—	—	—	
30	91,637	11,397,662	118	305,168	91,519	11,092,494	—	—	—	—	
35	78,151	11,342,295	378	1,650,773	77,773	9,691,522	10	124,019	117	868,629	
36	75,664	10,779,520	460	2,515,575	75,204	8,263,945	40	485,068	182	1,385,292	
37	77,257	9,584,154	511	2,130,572	76,746	7,453,582	47	618,572	121	915,303	
38	77,317	9,909,820	484	2,120,958	76,833	7,788,862	51	709,921	111	880,470	
39	75,909	10,125,491	513	2,497,987	75,396	7,627,504	56	779,378	147	1,152,687	
40	74,237	10,012,772	546	2,816,991	73,691	7,195,781	64	965,522	145	1,162,485	
41	72,665	11,222,305	778	3,817,966	71,887	7,404,339	64	917,072	247	1,981,550	
42	71,059	12,759,363	1,503	4,802,165	69,556	7,957,198	94	1,308,767	267	2,147,685	
43	73,913	15,331,482	2,173	6,188,991	71,740	9,142,491	174	2,647,505	270	2,178,422	
44	65,317	13,536,576	1,802	4,884,621	63,515	8,651,955	141	2,133,119	216	1,787,371	
45	64,124	13,330,844	1,849	4,657,738	62,275	8,673,106	128	1,923,182	174	1,422,362	
46	65,993	15,196,637	2,300	4,449,558	63,693	10,747,079	118	1,896,260	119	995,325	
47	71,576	18,122,262	1,972	4,231,120	69,604	13,891,142	132	2,051,269	165	1,311,622	
48	69,319	19,794,101	1,532	5,014,009	67,787	14,780,092	159	2,869,143	132	1,086,670	
49	66,845	20,012,951	2,763	5,815,479	64,082	14,197,472	209	3,769,344	140	1,139,254	
50	65,263	18,326,908	3,798	4,501,693	61,465	13,825,215	145	2,480,399	110	885,776	
51	59,316	16,232,694	4,613	5,173,650	54,703	11,059,044	148	2,664,650	116	937,690	
52	61,177	16,897,737	3,824	4,932,755	57,353	11,964,982	139	2,437,996	106	859,628	
53	59,453	15,473,830	3,551	4,738,280	55,902	10,735,550	130	2,322,400	91	750,141	
54	60,811	16,157,061	3,244	4,925,267	57,567	11,231,794	147	2,662,910	71	585,244	
55	59,510	16,393,523	3,097	4,669,230	56,413	11,724,293	128	2,272,707	87	739,948	
56	56,637	15,582,241	3,048	4,749,171	53,589	10,833,070	130	2,242,361	96	837,466	
57	53,723	14,859,932	3,062	4,131,015	50,661	10,728,917	114	2,073,201	61	512,232	
58	56,071	15,237,566	3,192	4,448,299	52,879	10,789,267	100	1,724,280	64	553,237	
59	54,025	15,345,317	2,810	4,514,663	51,215	10,830,654	99	1,724,752	97	744,694	
60	51,322	15,248,792	2,391	5,034,527	48,931	10,214,265	108	2,061,619	200	1,417,702	
61	51,764	14,682,011	2,303	4,645,115	49,461	10,036,896	94	1,785,988	191	1,319,244	
62	51,381	14,614,932	2,094	4,667,424	49,287	9,947,508	104	1,851,693	189	1,331,575	
63	52,619	14,741,428	1,989	4,642,007	50,630	10,099,421	112	1,827,345	339	2,236,358	
平成元年	49,738	14,698,136	1,679	4,798,791	48,059	9,899,345	117	1,922,490	383	2,534,062	
2	47,923	14,241,499	1,653	4,504,899	46,270	9,736,600	104	1,746,499	379	2,475,087	
3	47,927	14,528,402	1,632	4,466,478	46,295	10,061,924	109	1,752,402	391	2,594,176	
4	46,030	14,829,558	1,600	4,810,624	44,430	10,018,934	116	1,996,674	396	2,634,678	
5	46,832	15,470,836	1,922	5,502,049	44,910	9,968,787	123	2,102,664	385	2,539,513	
6	46,613	15,239,352	1,877	5,454,751	44,736	9,784,601	125	2,281,759	360	2,336,085	
7	46,747	14,773,184	1,891	5,188,991	44,856	9,584,193	112	2,003,621	367	2,386,189	
8	45,455	15,238,452	1,869	5,363,058	43,586	9,875,394	86	1,754,919	391	2,646,108	
9	42,675	14,652,412	2,080	5,381,135	40,595	9,271,277	96	1,678,137	405	2,774,188	
10	45,757	14,667,809	2,154	5,182,596	43,603	9,485,213	71	1,315,579	408	2,928,789	
11	44,520	15,100,500	2,096	5,890,658	42,424	9,209,842	77	1,495,834	399	3,039,754	
12	41,800	16,654,496	2,453	6,605,348	39,347	10,049,148	79	1,676,032	432	3,243,583	
13	40,213	16,494,532	2,431	6,973,420	37,782	9,521,112	77	1,726,886	464	3,544,985	
14	39,960	16,404,495	2,510	7,059,788	37,450	9,344,707	88	1,902,474	465	3,684,172	
15	42,982	17,645,950	2,638	8,440,112	40,344	9,205,838	164	3,181,721	431	3,354,284	
16	42,921	17,465,648	2,537	7,796,949	40,384	9,668,699	172	3,331,605	396	3,149,104	
17	41,682	18,300,457	2,453	8,702,777	39,229	9,597,680	228	4,206,822	381	3,022,124	
18	41,697	18,440,340	2,351	9,049,895	39,346	9,390,445	260	4,671,776	389	3,090,078	
19	36,845	16,634,456	1,999	8,961,041	34,846	7,673,415	261	4,905,201	370	2,924,419	
20	37,409	15,676,429	1,834	8,450,127	35,575	7,226,302	216	4,090,821	368	2,912,602	
21	37,779	14,241,282	1,558	7,273,574	36,221	6,967,708	175	3,174,985	399	3,112,362	
22	37,163	14,280,725	1,571	7,264,622	35,592	7,016,103	148	2,707,440	479	3,620,674	
23	35,375	14,624,734	1,630	7,981,413	33,745	6,643,321	151	2,688,200	573	4,436,055	
24	(1,252) 30,429	(5,741,465) 10,617,429	(1,252) 1,515	(5,741,465) 7,164,284	28,914	3,453,145	外航	(132)	(2,417,583)	(307)	(2,285,655)
								133	2,440,055	481	3,631,942
							内航	7	125,176	9	71,839
合計						140	2,565,231	490	3,703,781		

注：()内は外国船で内数。

トン数階級別の昭和31年以前のデータはなし。

Ⅱ-3. 入港船舶の内外航別・トン数階級別年次表

ト ン 数 階 級 別										年 次	
3,000トン以上6,000トン未満		1,000トン以上3,000トン未満		500トン以上1,000トン未満		100トン以上500トン未満		5トン以上100トン未満			
隻 数	総トン数	隻 数	総トン数	隻 数	総トン数	隻 数	総トン数	隻 数	総トン数		
—	—	—	—	—	—	—	—	—	—	昭和 元 年	
—	—	—	—	—	—	—	—	—	—		
—	—	—	—	—	—	—	—	—	—		
—	—	—	—	—	—	—	—	—	—		
—	—	—	—	—	—	—	—	—	—		
—	—	—	—	—	—	—	—	—	—	30	
124	542,732	333	509,290	609	471,212	17,512	5,978,648	59,446	2,847,765	35	
120	543,985	309	506,977	633	485,914	16,756	4,575,901	57,624	2,796,383	36	
122	529,802	310	496,091	624	484,113	15,624	3,184,469	60,409	3,355,804	37	
118	481,191	322	506,629	601	467,772	15,225	3,184,280	60,889	3,679,557	38	
101	418,555	348	595,744	669	499,616	13,696	2,867,767	60,892	3,811,744	39	
138	560,005	318	534,285	785	572,484	9,099	1,969,322	63,688	4,248,669	40	
163	674,628	402	713,752	1,062	746,775	8,726	2,084,458	62,001	4,104,070	41	
188	798,759	463	871,645	1,382	927,853	12,016	2,777,650	56,649	3,927,004	42	
187	771,447	495	923,411	1,230	858,367	16,646	4,159,718	54,911	3,792,612	43	
135	574,591	413	801,542	1,370	819,847	17,824	4,460,790	45,218	2,959,316	44	
226	909,940	351	599,309	1,387	921,154	17,769	4,700,641	44,089	2,854,256	45	
272	1,094,796	370	647,841	1,405	951,679	24,816	6,942,129	38,893	2,668,607	46	
258	1,043,824	354	610,918	1,039	749,966	33,949	9,913,612	35,679	2,441,051	47	
283	1,146,273	368	687,669	1,146	832,344	35,435	11,036,786	31,796	2,135,216	48	
274	1,096,145	377	710,115	1,032	763,348	31,527	10,461,686	33,286	2,073,059	49	
273	1,093,544	309	561,043	853	647,277	28,506	10,376,527	35,067	2,282,342	50	
310	1,348,152	356	653,108	900	699,481	22,869	7,697,639	34,617	2,231,974	51	
298	1,407,237	393	761,226	995	861,183	24,315	8,335,963	34,931	2,234,504	52	
264	1,270,553	347	709,030	1,014	855,107	24,136	7,362,380	33,471	2,204,219	53	
262	1,260,081	462	912,577	935	804,085	24,679	7,753,483	34,255	2,178,681	54	
267	1,273,123	361	746,826	993	841,252	25,368	8,416,178	32,306	2,103,489	55	
247	1,195,555	299	595,600	861	722,952	25,072	8,238,976	29,932	1,749,331	56	
254	1,209,348	278	554,526	954	788,179	24,624	8,195,705	27,438	1,526,741	57	
342	1,726,234	242	488,262	734	607,458	26,572	8,547,572	28,017	1,590,523	58	
356	1,799,250	335	623,900	740	608,320	24,882	8,291,492	27,516	1,552,909	59	
248	1,271,427	254	500,528	683	543,208	23,282	7,929,135	26,547	1,525,173	60	
239	1,270,096	208	389,498	607	455,381	23,384	7,912,213	27,041	1,549,591	61	
231	1,238,702	233	422,762	706	529,162	22,609	7,695,380	27,309	1,545,658	62	
97	420,440	255	467,919	778	577,278	22,693	7,592,311	28,345	1,619,777	63	
96	386,332	260	444,050	887	645,498	21,178	7,210,531	26,817	1,555,173	平成 元 年	
74	323,586	257	447,934	833	611,192	21,566	7,269,083	24,710	1,368,118		2
69	300,232	292	493,676	1,074	768,598	21,792	7,380,702	24,200	1,238,616		3
63	268,540	365	600,388	1,156	841,898	21,587	7,397,001	22,347	1,090,379		4
62	272,449	605	990,647	1,193	863,552	21,119	7,393,537	23,345	1,308,474		5
63	274,568	501	883,670	1,255	915,478	21,289	7,479,427	23,020	1,068,365	6	
60	253,964	423	734,024	2,131	1,496,834	20,282	6,797,756	23,372	1,100,796	7	
99	394,104	436	744,650	5,409	3,754,163	15,951	4,863,533	23,083	1,080,975	8	
80	323,329	383	700,574	5,008	3,474,608	14,839	4,712,048	21,864	989,528	9	
79	325,418	399	810,496	4,894	3,398,462	15,714	4,740,915	24,192	1,148,150	10	
134	525,018	372	833,700	6,597	4,540,110	13,371	3,845,788	23,570	820,296	11	
304	1,241,163	308	635,381	10,090	6,908,461	9,596	2,296,265	20,991	653,611	12	
328	1,368,282	421	813,763	9,252	6,325,934	8,934	2,098,870	20,737	615,812	13	
167	689,158	441	936,610	9,656	6,620,485	8,367	1,956,151	20,776	615,445	14	
199	788,627	576	1,216,625	9,510	6,518,182	8,367	1,941,505	23,735	645,006	15	
72	284,418	663	1,364,310	9,531	6,547,052	9,234	2,150,496	22,853	638,663	16	
93	372,197	692	1,314,139	9,741	6,698,740	8,566	2,090,599	21,981	595,836	17	
115	461,403	538	952,010	9,721	6,694,429	8,284	1,925,989	22,390	644,655	18	
106	443,658	573	1,056,473	7,219	4,987,665	7,472	1,714,645	20,844	602,395	19	
158	643,316	539	1,168,306	6,441	4,471,457	7,693	1,749,494	21,994	640,433	20	
107	437,861	425	909,280	6,166	4,248,568	7,540	1,688,217	22,967	670,009	21	
162	656,965	405	764,364	6,143	4,239,724	7,182	1,661,023	22,644	630,535	22	
176	657,584	362	663,089	5,742	3,953,661	6,684	1,636,645	21,687	589,500	23	
(142)	(542,329)	(115)	(295,425)	(7)	(5,564)	(526)	(192,632)	(23)	(2,277)	24	
142	542,329	117	298,855	47	42,256	571	206,478	24	2,369		
42	155,873	276	459,506	935	691,770	5,658	1,373,376	21,987	575,605		
184	698,202	393	758,361	982	734,026	6,229	1,579,854	22,011	577,974		

Ⅲ-1. 海上出入貨物年次表

(単位:トン)

年次	区分	合 計			外
		計	輸 移 出	輸 移 入	計
昭 和 元 年		2,529,299	948,048	1,581,251	26,299
5		2,318,140	880,165	1,437,975	10,773
10		5,047,744	2,573,977	2,473,767	34,596
15		5,268,135	2,650,158	2,617,977	—
23		1,383,056	741,641	641,415	1,265
25		1,647,558	739,888	907,670	249,529
30		3,281,676	1,370,218	1,911,458	324,928
35		3,769,589	1,743,439	2,026,150	276,235
36		4,242,455	1,950,687	2,291,768	586,502
37		4,109,388	1,930,472	2,178,916	539,507
38		4,111,887	1,931,068	2,180,819	550,428
39		4,592,875	2,055,016	2,537,859	646,125
40		4,897,521	2,120,671	2,776,850	705,701
41		5,238,497	2,047,209	3,191,288	1,102,237
42		6,343,029	2,442,526	3,900,503	1,311,662
43		7,649,997	2,821,410	4,828,587	1,946,001
44		7,636,716	3,105,108	4,531,608	1,941,359
45		7,198,044	2,678,426	4,519,618	2,062,530
46		10,073,247	4,381,678	5,691,569	1,724,015
47		19,433,066	8,726,110	10,706,956	1,876,997
48		23,205,783	10,413,754	12,792,029	1,974,594
49		17,196,207	7,512,524	9,683,683	1,913,145
50		15,299,355	6,900,922	8,398,433	1,369,616
51		12,814,145	5,387,512	7,426,633	1,940,553
52		15,830,010	6,917,686	8,912,324	2,027,633
53		15,438,939	6,607,174	8,831,765	1,899,882
54		15,801,516	6,310,549	9,490,967	2,051,037
55		15,801,535	6,500,094	9,301,441	1,656,328
56		14,893,518	6,149,987	8,743,531	1,940,412
57		14,349,556	6,021,481	8,328,075	1,670,826
58		13,707,176	6,027,521	7,679,655	1,883,677
59		14,381,775	6,337,598	8,044,177	2,048,703
60		13,708,046	5,863,456	7,844,590	2,294,341
61		13,724,619	5,970,630	7,753,989	2,562,312
62		13,961,105	6,153,592	7,807,513	2,677,508
63		13,812,283	6,250,115	7,562,168	2,567,050
平 成 元 年		13,280,185	6,126,560	7,153,625	2,370,840
2		13,291,638	6,052,883	7,238,755	2,328,635
3		12,399,255	5,523,131	6,876,124	2,097,209
4		12,132,440	5,271,764	6,860,676	2,145,914
5		11,022,131	4,736,024	6,286,107	1,667,435
6		10,971,335	4,617,304	6,354,031	1,718,346
7		10,973,813	4,686,882	6,286,931	1,854,186
8		10,658,066	4,580,070	6,077,996	1,848,144
9		10,207,312	4,536,445	5,670,867	2,080,024
10		9,292,863	3,950,788	5,342,075	1,823,721
11		9,224,223	3,777,750	5,446,473	2,156,606
12		10,683,332	4,677,166	6,006,166	2,593,435
13		9,175,327	4,044,629	5,130,698	2,320,171
14		8,955,113	3,998,863	4,956,250	2,203,363
15		8,471,318	3,783,092	4,688,226	2,175,365
16		9,102,532	3,948,701	5,153,831	2,361,842
17		9,324,087	4,060,013	5,264,074	2,343,869
18		8,852,119	3,840,966	5,011,153	2,356,370
19		7,949,060	3,729,192	4,219,868	2,613,978
20		7,545,939	3,413,837	4,132,102	2,555,319
21		5,710,294	2,607,733	3,102,561	1,895,457
22		6,451,175	2,965,852	3,485,323	2,406,637
23		5,902,559	2,587,850	3,314,709	2,087,610
24		4,203,732	1,655,698	2,548,034	1,965,556

Ⅲ-1. 海上出入貨物年次表

(単位:トン)

国 貿 易		内 国 貿 易			年 次
輸 出	輸 入	計	移 出	移 入	
11,848	14,451	2,503,000	936,200	1,566,800	昭和 元 年
4,162	6,611	2,307,367	876,003	1,431,364	
22,711	11,885	5,013,148	2,551,266	2,461,882	10
—	—	5,268,135	2,650,158	2,617,977	15
—	1,265	1,381,791	741,641	640,150	23
77,921	171,608	1,398,029	661,967	736,062	25
65,653	259,275	2,956,748	1,304,565	1,652,183	30
59,021	217,214	3,493,354	1,684,418	1,808,936	35
83,182	503,320	3,655,953	1,867,505	1,788,448	36
97,814	441,693	3,569,881	1,832,658	1,737,223	37
47,468	502,960	3,561,459	1,883,600	1,677,859	38
60,795	585,330	3,946,750	1,994,221	1,952,529	39
85,778	619,923	4,191,820	2,034,893	2,156,927	40
213,288	888,949	4,136,260	1,833,921	2,302,339	41
301,944	1,009,718	5,031,367	2,140,582	2,890,785	42
275,752	1,670,249	5,703,996	2,545,658	3,158,338	43
209,187	1,732,172	5,695,357	2,895,921	2,799,436	44
234,906	1,827,624	5,135,514	2,443,520	2,691,994	45
264,395	1,459,620	8,349,232	4,117,283	4,231,949	46
322,357	1,554,640	17,556,069	8,403,753	9,152,316	47
281,203	1,693,391	21,231,189	10,132,551	11,098,638	48
265,997	1,647,148	15,283,062	7,246,527	8,036,535	49
253,620	1,115,996	13,929,739	6,647,302	7,282,437	50
266,708	1,673,845	10,873,592	5,120,804	5,752,788	51
336,543	1,691,090	13,802,377	6,581,143	7,221,234	52
377,606	1,522,276	13,539,057	6,229,568	7,309,489	53
301,784	1,749,253	13,750,479	6,008,765	7,741,714	54
302,253	1,354,075	14,145,207	6,197,841	7,947,366	55
427,007	1,513,405	12,953,106	5,722,980	7,230,126	56
304,526	1,366,300	12,678,730	5,716,955	6,961,775	57
398,517	1,485,160	11,823,499	5,629,004	6,194,495	58
466,515	1,582,188	12,333,072	5,871,083	6,461,989	59
559,723	1,734,618	11,413,705	5,303,733	6,109,972	60
656,726	1,905,586	11,162,307	5,313,904	5,848,403	61
691,237	1,986,271	11,283,597	5,462,355	5,821,242	62
722,288	1,844,762	11,245,233	5,527,827	5,717,406	63
729,344	1,641,496	10,909,345	5,397,216	5,512,129	平成 元 年
668,949	1,659,686	10,963,003	5,383,934	5,579,069	
717,736	1,379,473	10,302,046	4,805,395	5,496,651	2
696,712	1,449,202	9,986,526	4,575,052	5,411,474	3
319,332	1,348,103	9,354,696	4,416,692	4,938,004	4
364,469	1,353,877	9,252,989	4,252,835	5,000,154	5
413,440	1,440,746	9,119,627	4,273,442	4,846,185	6
444,694	1,403,450	8,809,922	4,135,376	4,674,546	7
629,342	1,450,682	8,127,288	3,907,103	4,220,185	8
469,999	1,353,722	7,469,142	3,480,789	3,988,353	9
559,959	1,596,647	7,067,617	3,217,791	3,849,826	10
716,191	1,877,244	8,089,897	3,960,975	4,128,922	11
659,793	1,660,378	6,855,156	3,384,836	3,470,320	12
761,402	1,441,961	6,751,750	3,237,461	3,514,289	13
795,503	1,379,862	6,295,953	2,987,589	3,308,364	14
918,355	1,443,487	6,740,690	3,030,346	3,710,344	15
928,346	1,415,523	6,980,218	3,131,667	3,848,551	16
958,037	1,398,333	6,495,749	2,882,929	3,612,820	17
1,253,706	1,360,272	5,335,082	2,475,486	2,859,596	18
1,244,739	1,310,580	4,990,620	2,169,098	2,821,522	19
853,031	1,042,426	3,814,837	1,754,702	2,060,135	20
1,043,794	1,362,843	4,044,538	1,922,058	2,122,480	21
857,372	1,230,238	3,814,949	1,730,478	2,084,471	22
812,349	1,153,207	2,238,176	843,349	1,394,827	23
					24

Ⅲ-2. 海上出入貨物品種別貨物量(平成24年)

(単位:トン)

	合計						外国貿易									
	計		輸移出		輸移入		計		輸出		貨物量					
	貨物量	構成比	対大分類	貨物量	構成比	対大分類	貨物量	構成比	対大分類	輸出						
合計	4,203,732	100.0%	-	1,655,698	100.0%	2,548,034	100.0%	-	1,965,556	100.0%	812,349	100.0%	1,153,207			
(1)農水産品	231,149	5.5%	(100.0%)	20,632	1.2%	(100.0%)	210,517	8.3%	(100.0%)	208,277	10.6%	(100.0%)	20,632	2.5%	(100.0%)	187,645
011 麦	0	0.0%	(0.0%)	0	0.0%	(0.0%)	0	0.0%	(0.0%)	0	0.0%	(0.0%)	0	0.0%	(0.0%)	0
021 米	0	0.0%	(0.0%)	0	0.0%	(0.0%)	0	0.0%	(0.0%)	0	0.0%	(0.0%)	0	0.0%	(0.0%)	0
022 とうもろこし	8,878	0.2%	(3.8%)	0	0.0%	(0.0%)	8,878	0.3%	(4.2%)	0	0.0%	(0.0%)	0	0.0%	(0.0%)	0
023 豆類	0	0.0%	(0.0%)	0	0.0%	(0.0%)	0	0.0%	(0.0%)	0	0.0%	(0.0%)	0	0.0%	(0.0%)	0
024 その他雑穀	1,794	0.0%	(0.8%)	0	0.0%	(0.0%)	1,794	0.1%	(0.9%)	0	0.0%	(0.0%)	0	0.0%	(0.0%)	0
031 野菜・果物	48,863	1.2%	(21.1%)	1,052	0.1%	(5.1%)	47,811	1.9%	(22.7%)	48,863	2.5%	(23.5%)	1,052	0.1%	(5.1%)	47,811
041 綿花	0	0.0%	(0.0%)	0	0.0%	(0.0%)	0	0.0%	(0.0%)	0	0.0%	(0.0%)	0	0.0%	(0.0%)	0
051 その他農産品	28,573	0.7%	(12.4%)	109	0.0%	(0.5%)	28,464	1.1%	(13.5%)	28,573	1.5%	(13.7%)	109	0.0%	(0.5%)	28,464
061 羊毛	0	0.0%	(0.0%)	0	0.0%	(0.0%)	0	0.0%	(0.0%)	0	0.0%	(0.0%)	0	0.0%	(0.0%)	0
071 その他畜産品	267	0.0%	(0.1%)	146	0.0%	(0.7%)	121	0.0%	(0.1%)	267	0.0%	(0.1%)	146	0.0%	(0.7%)	121
081 水産品	142,774	3.4%	(61.8%)	19,325	1.2%	(93.7%)	123,449	4.8%	(58.6%)	130,574	6.6%	(62.7%)	19,325	2.4%	(93.7%)	111,249
(2)林産品	5,203	0.1%	(100.0%)	2	0.0%	(100.0%)	5,201	0.2%	(100.0%)	1,157	0.1%	(100.0%)	2	0.0%	(100.0%)	1,155
091 原木	75	0.0%	(1.4%)	0	0.0%	(0.0%)	75	0.0%	(1.4%)	75	0.0%	(6.5%)	0	0.0%	(0.0%)	75
092 製材	4,046	0.1%	(77.8%)	0	0.0%	(0.0%)	4,046	0.2%	(77.8%)	0	0.0%	(0.0%)	0	0.0%	(0.0%)	0
101 樹脂	1,080	0.0%	(20.8%)	0	0.0%	(0.0%)	1,080	0.0%	(20.8%)	1,080	0.1%	(93.3%)	0	0.0%	(0.0%)	1,080
111 木材チップ	0	0.0%	(0.0%)	0	0.0%	(0.0%)	0	0.0%	(0.0%)	0	0.0%	(0.0%)	0	0.0%	(0.0%)	0
112 その他林産品	2	0.0%	(0.0%)	2	0.0%	(100.0%)	0	0.0%	(0.0%)	2	0.0%	(0.2%)	2	0.0%	(100.0%)	0
121 薪炭	0	0.0%	(0.0%)	0	0.0%	(0.0%)	0	0.0%	(0.0%)	0	0.0%	(0.0%)	0	0.0%	(0.0%)	0
(3)鉱産品	925,317	22.0%	(100.0%)	250,603	15.1%	(100.0%)	674,714	26.5%	(100.0%)	202,035	10.3%	(100.0%)	691	0.1%	(100.0%)	201,344
131 石炭	384,183	9.1%	(41.5%)	0	0.0%	(0.0%)	384,183	15.1%	(56.9%)	0	0.0%	(0.0%)	0	0.0%	(0.0%)	0
141 鉄鉱石	0	0.0%	(0.0%)	0	0.0%	(0.0%)	0	0.0%	(0.0%)	0	0.0%	(0.0%)	0	0.0%	(0.0%)	0
151 金銀	164,637	3.9%	(17.8%)	53,018	3.2%	(21.2%)	111,619	4.4%	(16.5%)	104,304	5.3%	(51.6%)	0	0.0%	(0.0%)	104,304
161 砂利・砂	58,208	1.4%	(6.3%)	3,200	0.2%	(1.3%)	55,008	2.2%	(8.2%)	0	0.0%	(0.0%)	0	0.0%	(0.0%)	0
162 石材	2,301	0.1%	(0.2%)	691	0.0%	(0.3%)	1,610	0.1%	(0.2%)	901	0.0%	(0.4%)	691	0.1%	(100.0%)	210
171 原油	0	0.0%	(0.0%)	0	0.0%	(0.0%)	0	0.0%	(0.0%)	0	0.0%	(0.0%)	0	0.0%	(0.0%)	0
181 その他石油	101,617	2.4%	(11.0%)	0	0.0%	(0.0%)	101,617	4.0%	(15.1%)	96,813	4.9%	(47.9%)	0	0.0%	(0.0%)	96,813
191 石灰石	18,660	0.4%	(2.0%)	0	0.0%	(0.0%)	18,660	0.7%	(2.8%)	0	0.0%	(0.0%)	0	0.0%	(0.0%)	0
201 原塩	0	0.0%	(0.0%)	0	0.0%	(0.0%)	0	0.0%	(0.0%)	0	0.0%	(0.0%)	0	0.0%	(0.0%)	0
211 非金属鉱物	195,711	4.7%	(21.2%)	193,694	11.7%	(77.3%)	2,017	0.1%	(0.3%)	17	0.0%	(0.0%)	0	0.0%	(0.0%)	17
(4)金属機械工業品	1,073,528	25.5%	(100.0%)	561,167	33.9%	(100.0%)	512,361	20.1%	(100.0%)	876,754	44.6%	(100.0%)	508,689	62.6%	(100.0%)	368,065
221 鉄鋼	10	0.0%	(0.0%)	10	0.0%	(0.0%)	0	0.0%	(0.0%)	10	0.0%	(0.0%)	10	0.0%	(0.0%)	0
222 鋼材	89,443	2.1%	(8.3%)	38	0.0%	(0.0%)	89,405	3.5%	(17.4%)	545	0.0%	(0.1%)	38	0.0%	(0.0%)	507
231 非鉄金属	66,508	1.6%	(6.2%)	31,228	1.9%	(5.6%)	35,280	1.4%	(6.9%)	9,354	0.5%	(1.1%)	114	0.0%	(0.0%)	9,240
241 金属製品	8,167	0.2%	(0.8%)	7,139	0.4%	(1.3%)	1,028	0.0%	(0.2%)	7,828	0.4%	(0.9%)	6,800	0.8%	(1.3%)	1,028
251 鉄道車両	750	0.0%	(0.1%)	750	0.0%	(0.1%)	0	0.0%	(0.0%)	750	0.0%	(0.1%)	750	0.1%	(0.1%)	0
252 完成自動車	408,455	9.7%	(38.0%)	191,420	11.6%	(34.1%)	217,035	8.5%	(42.4%)	382,020	19.4%	(43.6%)	191,420	23.6%	(37.6%)	190,600
[うちフェリー貨物]	[368,990]	[8.8%]	[34.4%]	[178,710]	[10.8%]	[31.8%]	[190,280]	[7.5%]	[37.1%]	[368,990]	[18.8%]	[42.1%]	[178,710]	[22.0%]	[35.1%]	[190,280]
253 その他輸送用車両	121	0.0%	(0.0%)	50	0.0%	(0.0%)	71	0.0%	(0.0%)	0	0.0%	(0.0%)	0	0.0%	(0.0%)	0
254 二輪自動車	11	0.0%	(0.0%)	11	0.0%	(0.0%)	0	0.0%	(0.0%)	11	0.0%	(0.0%)	11	0.0%	(0.0%)	0
255 自動車部品	0	0.0%	(0.0%)	0	0.0%	(0.0%)	0	0.0%	(0.0%)	0	0.0%	(0.0%)	0	0.0%	(0.0%)	0
256 その他輸送機械	69,889	1.7%	(6.5%)	30,185	1.8%	(5.4%)	39,704	1.6%	(7.7%)	57,052	2.9%	(6.5%)	19,581	2.4%	(3.8%)	37,471
261 産業機械	179,539	4.3%	(16.7%)	116,761	7.1%	(20.8%)	62,778	2.5%	(12.3%)	168,549	8.6%	(19.2%)	106,390	13.1%	(20.9%)	62,159
262 電気機械	76,728	1.8%	(7.1%)	44,300	2.7%	(7.3%)	32,428	1.3%	(6.3%)	76,728	3.9%	(8.8%)	44,300	5.5%	(8.7%)	32,428
263 測量・光学・医療用機械	149,327	3.6%	(13.9%)	122,235	7.4%	(21.8%)	27,092	1.1%	(5.3%)	149,327	7.6%	(17.0%)	122,235	15.0%	(24.0%)	27,092
264 事務用機器	0	0.0%	(0.0%)	0	0.0%	(0.0%)	0	0.0%	(0.0%)	0	0.0%	(0.0%)	0	0.0%	(0.0%)	0
265 その他機械	24,580	0.6%	(2.3%)	17,040	1.0%	(3.0%)	7,540	0.3%	(1.5%)	24,580	1.3%	(2.8%)	17,040	2.1%	(3.3%)	7,540
(5)化学工業品	1,248,647	29.7%	(100.0%)	369,452	22.3%	(100.0%)	879,195	34.5%	(100.0%)	168,432	8.6%	(100.0%)	30,188	3.7%	(100.0%)	138,244
271 陶磁器	0	0.0%	(0.0%)	0	0.0%	(0.0%)	0	0.0%	(0.0%)	0	0.0%	(0.0%)	0	0.0%	(0.0%)	0
281 セメント	0	0.0%	(0.0%)	0	0.0%	(0.0%)	0	0.0%	(0.0%)	0	0.0%	(0.0%)	0	0.0%	(0.0%)	0
291 ガラス類	0	0.0%	(0.0%)	0	0.0%	(0.0%)	0	0.0%	(0.0%)	0	0.0%	(0.0%)	0	0.0%	(0.0%)	0
301 窯業	15	0.0%	(0.0%)	1	0.0%	(0.0%)	14	0.0%	(0.0%)	15	0.0%	(0.0%)	1	0.0%	(0.0%)	14
311 重油	501,105	11.9%	(40.1%)	30,703	1.9%	(8.3%)	470,402	18.5%	(53.5%)	33,774	1.7%	(20.1%)	0	0.0%	(0.0%)	33,774
321 石油製品	477,039	11.3%	(38.2%)	229,775	13.9%	(62.2%)	247,264	9.7%	(28.1%)	105,686	5.4%	(62.7%)	12,662	1.6%	(41.9%)	93,024
322 LNG(液化天然ガス)	0	0.0%	(0.0%)	0	0.0%	(0.0%)	0	0.0%	(0.0%)	0	0.0%	(0.0%)	0	0.0%	(0.0%)	0
323 LPG(液化石油ガス)	0	0.0%	(0.0%)	0	0.0%	(0.0%)	0	0.0%	(0.0%)	0	0.0%	(0.0%)	0	0.0%	(0.0%)	0
324 その他石油製品	0	0.0%	(0.0%)	0	0.0%	(0.0%)	0	0.0%	(0.0%)	0	0.0%	(0.0%)	0	0.0%	(0.0%)	0
331 コークス	0	0.0%	(0.0%)	0	0.0%	(0.0%)	0	0.0%	(0.0%)	0	0.0%	(0.0%)	0	0.0%	(0.0%)	0
341 石炭製品	0	0.0%	(0.0%)	0	0.0%	(0.0%)	0	0.0%	(0.0%)	0	0.0%	(0.0%)	0	0.0%	(0.0%)	0
351 化学薬品	248,855	5.9%	(19.9%)	93,254	5.6%	(25.2%)	155,601	6.1%	(17.7%)	7,324	0.4%	(4.3%)	1,806	0.2%	(6.0%)	5,518
361 化学肥料	5	0.0%	(0.0%)	5	0.0%	(0.0%)	0	0.0%	(0.0%)	5	0.0%	(0.0%)	5	0.0%	(0.0%)	0
371 染料・塗料・合成樹脂・その他化学工業品	21,628	0.5%	(1.7%)	15,714	0.9%	(4.3%)	5,914	0.2%	(0.7%)	21,628	1.1%	(12.8%)	15,714	1.9%	(52.1%)	5,914
(6)軽工業品	81,599	1.9%	(100.0%)	58,810	3.6%	(100.0%)	22,788	0.9%	(100.0%)	28,305	1.4%	(100.0%)	5,947	0.7%	(100.0%)	22,357
381 紙・パルプ	28	0.0%	(0.0%)	0	0.0%	(0.0%)	28	0.0%	(0.1%)	28	0.0%	(0.1%)	0	0.0%	(0.0%)	28
391 糸及び紡績半製品	29	0.0%	(0.0%)	29	0.0%	(0.0%)	0	0.0%	(0.0%)	29	0.0%	(0.1%)	29	0.0%	(0.5%)	0
401 その他繊維工業品	6,880	0.2%	(8.4%)	2,162	0.1%	(3.7%)	4,718	0.2%	(20.7%)	6,880	0.4%	(24.3%)	2,162	0.3%	(36.4%)	4,718
411 砂糖	0	0.0%	(0.0%)	0	0.0%	(0.0%)	0	0.0%	(0.0%)	0	0.0%	(0.0%)	0	0.0%	(0.0%)	0
421 製造食品	21,100	0.5%	(25.9%)	3,680	0.2%	(6.3%)	17,419	0.7%	(76.4%)	21,100	1.1%	(74.5%)	3,680	0.5%	(61.9%)	17,419
422 飲料	202	0.0%	(0.2%)	11	0.0%	(0.0%)	191	0.0%	(0.8%)	202	0.0%	(0.7%)				

Ⅲ-2. 海上出入貨物品種別貨物量(平成24年)

(単位:トン)

輸入 構成比	対大分類	内国貿易						輸入 構成比	対大分類	品名
		計		移出		移入				
100.0%		貨物量	構成比	対大分類	貨物量	構成比	対大分類	貨物量	構成比	対大分類
100.0%		2,238,176	100.0%	-	843,349	100.0%	-	1,394,827	100.0%	-
16.3%	(100.0%)	22,872	1.0%	(100.0%)	0	0.0%	(0.0%)	22,872	1.6%	(100.0%)
0.0%	(0.0%)	0	0.0%	(0.0%)	0	0.0%	(0.0%)	0	0.0%	(0.0%)
0.0%	(0.0%)	0	0.0%	(0.0%)	0	0.0%	(0.0%)	0	0.0%	(0.0%)
0.0%	(0.0%)	8,878	0.4%	(38.8%)	0	0.0%	(0.0%)	8,878	0.6%	(38.8%)
0.0%	(0.0%)	0	0.0%	(0.0%)	0	0.0%	(0.0%)	0	0.0%	(0.0%)
0.0%	(0.0%)	1,794	0.1%	(7.8%)	0	0.0%	(0.0%)	1,794	0.1%	(7.8%)
4.1%	(25.5%)	0	0.0%	(0.0%)	0	0.0%	(0.0%)	0	0.0%	(0.0%)
0.0%	(0.0%)	0	0.0%	(0.0%)	0	0.0%	(0.0%)	0	0.0%	(0.0%)
2.5%	(15.2%)	0	0.0%	(0.0%)	0	0.0%	(0.0%)	0	0.0%	(0.0%)
0.0%	(0.0%)	0	0.0%	(0.0%)	0	0.0%	(0.0%)	0	0.0%	(0.0%)
0.0%	(0.1%)	0	0.0%	(0.0%)	0	0.0%	(0.0%)	0	0.0%	(0.0%)
9.6%	(59.3%)	12,200	0.5%	(53.3%)	0	0.0%	(0.0%)	12,200	0.9%	(53.3%)
0.1%	(100.0%)	4,046	0.2%	(100.0%)	0	0.0%	(0.0%)	4,046	0.3%	(100.0%)
0.0%	(6.5%)	0	0.0%	(0.0%)	0	0.0%	(0.0%)	0	0.0%	(0.0%)
0.0%	(0.0%)	4,046	0.2%	(100.0%)	0	0.0%	(0.0%)	4,046	0.3%	(100.0%)
0.1%	(93.5%)	0	0.0%	(0.0%)	0	0.0%	(0.0%)	0	0.0%	(0.0%)
0.0%	(0.0%)	0	0.0%	(0.0%)	0	0.0%	(0.0%)	0	0.0%	(0.0%)
0.0%	(0.0%)	0	0.0%	(0.0%)	0	0.0%	(0.0%)	0	0.0%	(0.0%)
0.0%	(0.0%)	0	0.0%	(0.0%)	0	0.0%	(0.0%)	0	0.0%	(0.0%)
17.5%	(100.0%)	723,282	32.3%	(100.0%)	249,912	29.6%	(100.0%)	473,370	33.9%	(100.0%)
0.0%	(0.0%)	384,183	17.2%	(53.1%)	0	0.0%	(0.0%)	384,183	27.5%	(81.2%)
0.0%	(0.0%)	0	0.0%	(0.0%)	0	0.0%	(0.0%)	0	0.0%	(0.0%)
9.0%	(51.8%)	60,333	2.7%	(8.3%)	53,018	6.3%	(21.2%)	7,315	0.5%	(1.5%)
0.0%	(0.0%)	58,208	2.6%	(8.0%)	3,200	0.4%	(1.3%)	55,008	3.9%	(11.6%)
0.0%	(0.1%)	1,400	0.1%	(0.2%)	0	0.0%	(0.0%)	1,400	0.1%	(0.3%)
0.0%	(0.0%)	0	0.0%	(0.0%)	0	0.0%	(0.0%)	0	0.0%	(0.0%)
8.4%	(48.1%)	4,804	0.2%	(0.7%)	0	0.0%	(0.0%)	4,804	0.3%	(1.0%)
0.0%	(0.0%)	18,660	0.8%	(2.6%)	0	0.0%	(0.0%)	18,660	1.3%	(3.9%)
0.0%	(0.0%)	0	0.0%	(0.0%)	0	0.0%	(0.0%)	0	0.0%	(0.0%)
0.0%	(0.0%)	195,694	8.7%	(27.1%)	193,694	23.0%	(77.5%)	2,000	0.1%	(0.4%)
31.9%	(100.0%)	196,774	8.8%	(100.0%)	52,478	6.2%	(100.0%)	144,296	10.3%	(100.0%)
0.0%	(0.0%)	0	0.0%	(0.0%)	0	0.0%	(0.0%)	0	0.0%	(0.0%)
0.0%	(0.1%)	88,898	4.0%	(45.2%)	0	0.0%	(0.0%)	88,898	6.4%	(61.6%)
0.8%	(2.5%)	57,154	2.6%	(29.0%)	31,114	3.7%	(59.3%)	26,040	1.9%	(18.0%)
0.1%	(0.3%)	339	0.0%	(0.2%)	339	0.0%	(0.6%)	0	0.0%	(0.0%)
0.0%	(0.0%)	0	0.0%	(0.0%)	0	0.0%	(0.0%)	0	0.0%	(0.0%)
16.5%	(51.8%)	26,435	1.2%	(13.4%)	0	0.0%	(0.0%)	26,435	1.9%	(18.3%)
[16.5%]	[51.7%]	[0]	[0.0%]	[0.0%]	[0]	[0.0%]	[0.0%]	[0]	[0.0%]	[0.0%]
0.0%	(0.0%)	121	0.0%	(0.1%)	50	0.0%	(0.1%)	71	0.0%	(0.0%)
0.0%	(0.0%)	0	0.0%	(0.0%)	0	0.0%	(0.0%)	0	0.0%	(0.0%)
0.0%	(0.0%)	0	0.0%	(0.0%)	0	0.0%	(0.0%)	0	0.0%	(0.0%)
3.2%	(10.2%)	12,837	0.6%	(6.5%)	10,604	1.3%	(20.2%)	2,233	0.2%	(1.5%)
5.4%	(16.9%)	10,990	0.5%	(5.6%)	10,371	1.2%	(19.8%)	619	0.0%	(0.4%)
2.8%	(8.8%)	0	0.0%	(0.0%)	0	0.0%	(0.0%)	0	0.0%	(0.0%)
2.3%	(7.4%)	0	0.0%	(0.0%)	0	0.0%	(0.0%)	0	0.0%	(0.0%)
0.0%	(0.0%)	0	0.0%	(0.0%)	0	0.0%	(0.0%)	0	0.0%	(0.0%)
0.7%	(2.0%)	0	0.0%	(0.0%)	0	0.0%	(0.0%)	0	0.0%	(0.0%)
12.0%	(100.0%)	1,080,215	48.3%	(100.0%)	339,264	40.2%	(100.0%)	740,951	53.1%	(100.0%)
0.0%	(0.0%)	0	0.0%	(0.0%)	0	0.0%	(0.0%)	0	0.0%	(0.0%)
0.0%	(0.0%)	0	0.0%	(0.0%)	0	0.0%	(0.0%)	0	0.0%	(0.0%)
0.0%	(0.0%)	0	0.0%	(0.0%)	0	0.0%	(0.0%)	0	0.0%	(0.0%)
0.0%	(0.0%)	0	0.0%	(0.0%)	0	0.0%	(0.0%)	0	0.0%	(0.0%)
2.9%	(24.4%)	467,331	20.9%	(43.3%)	30,703	3.6%	(9.0%)	436,628	31.3%	(58.9%)
8.1%	(67.3%)	371,353	16.6%	(34.4%)	217,113	25.7%	(64.0%)	154,240	11.1%	(20.8%)
0.0%	(0.0%)	0	0.0%	(0.0%)	0	0.0%	(0.0%)	0	0.0%	(0.0%)
0.0%	(0.0%)	0	0.0%	(0.0%)	0	0.0%	(0.0%)	0	0.0%	(0.0%)
0.0%	(0.0%)	0	0.0%	(0.0%)	0	0.0%	(0.0%)	0	0.0%	(0.0%)
0.0%	(0.0%)	0	0.0%	(0.0%)	0	0.0%	(0.0%)	0	0.0%	(0.0%)
0.5%	(4.0%)	241,531	10.8%	(22.4%)	91,448	10.8%	(27.0%)	150,083	10.8%	(20.3%)
0.0%	(0.0%)	0	0.0%	(0.0%)	0	0.0%	(0.0%)	0	0.0%	(0.0%)
0.5%	(4.3%)	0	0.0%	(0.0%)	0	0.0%	(0.0%)	0	0.0%	(0.0%)
1.9%	(100.0%)	53,294	2.4%	(100.0%)	52,863	6.3%	(100.0%)	431	0.0%	(100.0%)
0.0%	(0.1%)	0	0.0%	(0.0%)	0	0.0%	(0.0%)	0	0.0%	(0.0%)
0.0%	(0.0%)	0	0.0%	(0.0%)	0	0.0%	(0.0%)	0	0.0%	(0.0%)
0.4%	(21.1%)	0	0.0%	(0.0%)	0	0.0%	(0.0%)	0	0.0%	(0.0%)
0.0%	(0.0%)	0	0.0%	(0.0%)	0	0.0%	(0.0%)	0	0.0%	(0.0%)
1.5%	(77.9%)	0	0.0%	(0.0%)	0	0.0%	(0.0%)	0	0.0%	(0.0%)
0.0%	(0.9%)	0	0.0%	(0.0%)	0	0.0%	(0.0%)	0	0.0%	(0.0%)
0.0%	(0.0%)	52,863	2.4%	(99.2%)	52,863	6.3%	(100.0%)	0	0.0%	(0.0%)
0.0%	(0.0%)	0	0.0%	(0.0%)	0	0.0%	(0.0%)	0	0.0%	(0.0%)
0.0%	(0.0%)	431	0.0%	(0.8%)	0	0.0%	(0.0%)	431	0.0%	(100.0%)
13.3%	(100.0%)	151,232	6.8%	(100.0%)	147,132	17.4%	(100.0%)	4,100	0.3%	(100.0%)
0.0%	(0.0%)	0	0.0%	(0.0%)	0	0.0%	(0.0%)	0	0.0%	(0.0%)
9.5%	(71.9%)	0	0.0%	(0.0%)	0	0.0%	(0.0%)	0	0.0%	(0.0%)
0.0%	(0.0%)	0	0.0%	(0.0%)	0	0.0%	(0.0%)	0	0.0%	(0.0%)
0.5%	(3.6%)	0	0.0%	(0.0%)	0	0.0%	(0.0%)	0	0.0%	(0.0%)
3.2%	(24.4%)	0	0.0%	(0.0%)	0	0.0%	(0.0%)	0	0.0%	(0.0%)
0.0%	(0.0%)	151,232	6.8%	(100.0%)	147,132	17.4%	(100.0%)	4,100	0.3%	(100.0%)
0.0%	(0.0%)	0	0.0%	(0.0%)	0	0.0%	(0.0%)	0	0.0%	(0.0%)
0.0%	(0.0%)	0	0.0%	(0.0%)	0	0.0%	(0.0%)	0	0.0%	(0.0%)
7.1%	(100.0%)	6,461	0.3%	(100.0%)	1,700	0.2%	(100.0%)	4,761	0.3%	(100.0%)
0.0%	(0.0%)	0	0.0%	(0.0%)	0	0.0%	(0.0%)	0	0.0%	(0.0%)
0.0%	(0.0%)	0	0.0%	(0.0%)	0	0.0%	(0.0%)	0	0.0%	(0.0%)
0.0%	(0.3%)	4,761	0.2%	(73.7%)	0	0.0%	(0.0%)	4,761	0.3%	(100.0%)
0.0%	(0.0%)	0	0.0%	(0.0%)	0	0.0%	(0.0%)	0	0.0%	(0.0%)
0.0%	(0.0%)	1,700	0.1%	(26.3%)	1,700	0.2%	(100.0%)	0	0.0%	(0.0%)
1.3%	(18.9%)	0	0.0%	(0.0%)	0	0.0%	(0.0%)	0	0.0%	(0.0%)
5.7%	(80.8%)	0	0.0%	(0.0%)	0	0.0%	(0.0%)	0	0.0%	(0.0%)
0.0%	(0.0%)	0	0.0%	(0.0%)	0	0.0%	(0.0%)	0	0.0%	(0.0%)
0.0%	(0.0%)	0	0.0%	(0.0%)	0	0.0%	(0.0%)	0	0.0%	(0.0%)

Ⅲ-5. 外航航路別入港船舶数および品種別貨物量(平成24年)

(単位:トン)

隻数	合計			韓国航路			その他の定期航路			不定期航路		
	計	輸出	輸入	計	輸出	輸入	計	輸出	輸入	計	輸出	輸入
合計	1,965,556	812,349	1,153,207	940,771	464,941	475,830	622,382	323,116	299,266	402,403	24,292	378,110
(1)農水産品	208,277	20,632	187,645	126,796	9,163	117,633	31,620	3,060	28,560	49,861	8,409	41,452
011 麦	0	0	0	0	0	0	0	0	0	0	0	0
021 米	0	0	0	0	0	0	0	0	0	0	0	0
022 とうもろこし	0	0	0	0	0	0	0	0	0	0	0	0
023 豆	0	0	0	0	0	0	0	0	0	0	0	0
024 その他雑穀	0	0	0	0	0	0	0	0	0	0	0	0
031 野菜・果物	48,863	1,052	47,811	38,503	52	38,451	10,360	1,000	9,360	0	0	0
041 綿花	0	0	0	0	0	0	0	0	0	0	0	0
051 その他農産品	28,573	109	28,464	28,573	109	28,464	0	0	0	0	0	0
061 羊毛	0	0	0	0	0	0	0	0	0	0	0	0
071 その他畜産品	267	146	121	6	6	0	260	140	120	1	0	1
081 水産品	130,574	19,325	111,249	59,714	8,996	50,718	21,000	1,920	19,080	49,860	8,409	41,451
(2)林産品	1,157	2	1,155	1,157	2	1,155	0	0	0	0	0	0
091 原木	75	0	75	75	0	75	0	0	0	0	0	0
092 製材	0	0	0	0	0	0	0	0	0	0	0	0
101 樹脂類	1,080	0	1,080	1,080	0	1,080	0	0	0	0	0	0
111 木材チップ	0	0	0	0	0	0	0	0	0	0	0	0
112 その他林産品	2	2	0	2	2	0	0	0	0	0	0	0
121 薪炭	0	0	0	0	0	0	0	0	0	0	0	0
(3)鉱産品	202,035	691	201,344	778	691	87	140	0	140	201,117	0	201,117
131 石炭	0	0	0	0	0	0	0	0	0	0	0	0
141 鉄鉱石	0	0	0	0	0	0	0	0	0	0	0	0
151 金属鉱	104,304	0	104,304	0	0	0	0	0	0	104,304	0	104,304
161 砂利・砂	0	0	0	0	0	0	0	0	0	0	0	0
162 石材	901	691	210	761	691	70	140	0	140	0	0	0
171 原油	0	0	0	0	0	0	0	0	0	0	0	0
181 リン鉱石	96,813	0	96,813	0	0	0	0	0	0	96,813	0	96,813
191 石灰石	0	0	0	0	0	0	0	0	0	0	0	0
201 原塩	0	0	0	0	0	0	0	0	0	0	0	0
211 非金属鉱物	17	0	17	17	0	17	0	0	0	0	0	0
(4)金属機械工業品	876,754	508,689	368,065	715,109	428,210	286,899	149,763	77,373	72,390	11,882	3,106	8,776
221 鉄鋼	10	10	0	0	0	0	10	10	0	0	0	0
222 鋼材	545	38	507	507	0	507	38	38	0	0	0	0
231 非鉄金属	9,354	114	9,240	368	114	254	210	0	210	8,776	0	8,776
241 金属製品	7,828	6,800	1,028	268	0	268	7,560	6,800	760	0	0	0
251 鉄道車両	750	750	0	0	0	0	0	0	0	750	0	0
252 完成自動車	382,020	191,420	190,600	381,890	191,290	190,600	130	130	0	0	0	0
253 その他輸送車両	0	0	0	0	0	0	0	0	0	0	0	0
254 二輪自動車	11	11	0	10	10	0	0	0	0	1	1	0
255 自動車部品	0	0	0	0	0	0	0	0	0	0	0	0
256 その他輸送機械	57,052	19,581	37,471	431	0	431	56,600	19,560	37,040	21	21	0
261 産業機械	168,549	106,390	62,159	166,041	103,882	62,159	175	175	0	2,333	2,333	0
262 電気機械	76,728	44,300	32,428	16,267	10,679	5,588	60,460	33,620	26,840	1	1	0
263 測量・光学・医療用機械	149,327	122,235	27,092	149,327	122,235	27,092	0	0	0	0	0	0
264 事務用機器	0	0	0	0	0	0	0	0	0	0	0	0
265 その他機械	24,580	17,040	7,540	0	0	0	24,580	17,040	7,540	0	0	0
(5)化学工業品	168,432	30,188	138,244	18,658	11,946	6,712	10,360	5,580	4,780	139,414	12,662	126,752
271 陶磁器	0	0	0	0	0	0	0	0	0	0	0	0
281 セメント	0	0	0	0	0	0	0	0	0	0	0	0
291 ガラス類	0	0	0	0	0	0	0	0	0	0	0	0
301 窯業品	15	1	14	15	1	14	0	0	0	0	0	0
311 重油	33,774	0	33,774	0	0	0	0	0	0	33,774	0	33,774
321 石油製品	105,686	12,662	93,024	46	0	46	0	0	0	105,640	12,662	92,978
322 LNG(液化天然ガス)	0	0	0	0	0	0	0	0	0	0	0	0
323 LPG(液化石油ガス)	0	0	0	0	0	0	0	0	0	0	0	0
324 その他石油製品	0	0	0	0	0	0	0	0	0	0	0	0
331 コークス	0	0	0	0	0	0	0	0	0	0	0	0
341 石炭製品	0	0	0	0	0	0	0	0	0	0	0	0
351 化学薬品	7,324	1,806	5,518	7,324	1,806	5,518	0	0	0	0	0	0
361 化学肥料	5	5	0	5	5	0	0	0	0	0	0	0
371 染料・塗料・合成樹脂・その他化学工業品	21,628	15,714	5,914	11,268	10,134	1,134	10,360	5,580	4,780	0	0	0
(6)軽工業品	28,305	5,947	22,357	26,849	5,753	21,096	1,360	100	1,260	95	94	1
381 紙・パルプ	28	0	28	28	0	28	0	0	0	0	0	0
391 糸及び紡績半製品	29	29	0	29	29	0	0	0	0	0	0	0
401 その他繊維工業品	6,880	2,162	4,718	6,880	2,162	4,718	0	0	0	0	0	0
411 砂糖	0	0	0	0	0	0	0	0	0	0	0	0
421 製造食品	21,100	3,680	17,419	19,717	3,558	16,159	1,360	100	1,260	22	22	0
422 飲料	202	11	191	195	4	191	0	0	0	7	7	0
423 水	0	0	0	0	0	0	0	0	0	0	0	0
424 たばこ	66	65	1	0	0	0	0	0	0	66	65	1
425 その他食料工業品	0	0	0	0	0	0	0	0	0	0	0	0
(7)雑工業品	374,464	221,448	153,016	35,212	8,548	26,664	339,231	212,879	126,352	21	21	0
431 がん具	2	0	2	2	0	2	0	0	0	0	0	0
441 衣服・身廻品・はきもの	113,493	3,433	110,060	21,393	293	21,100	92,100	3,140	88,960	0	0	0
442 文房具・運動娯楽用品・楽器	3	3	0	3	3	0	0	0	0	0	0	0
443 家具・装備品	13,703	8,243	5,460	13,699	8,239	5,460	0	0	0	4	4	0
444 その他日用品	66,912	29,520	37,392	0	0	0	66,912	29,520	37,392	0	0	0
451 ゴム製品	180,226	180,217	9	9	0	9	180,217	180,217	0	0	0	0
461 木製品	24	0	24	24	0	24	0	0	0	0	0	0
471 その他製造工業品	101	32	69	82	13	69	2	2	0	17	17	0
(8)特殊品	106,132	24,752	81,380	16,212	628	15,584	89,908	24,124	65,784	12	0	12
481 金属くず	0	0	0	0	0	0	0	0	0	0	0	0
491 再利用資材	43	43	0	43	43	0	0	0	0	0	0	0
501 動植物性製造飼肥料	606	373	233	594	373	221	0	0	0	12	0	12
511 廃棄物	0	0	0	0	0	0	0	0	0	0	0	0
512 廃土砂	0	0	0	0	0	0	0	0	0	0	0	0
521 輸送容器	15,566	203	15,363	15,566	203	15,363	0	0	0	0	0	0
531 取合せ品	89,917	24,133	65,784	9	9	0	89,908	24,124	65,784	0	0	0
(9)分類不能のもの	0	0	0	0	0	0	0	0	0	0	0	0
541 分類不能のもの	0	0	0	0	0	0	0	0	0	0	0	0

注: その他の定期航路は中国航路、北米西岸航路、東南アジア航路、パプアニューギニア・東豪州航路の合計。

Ⅲ－6. コンテナ個数・貨物年次表

(単位:TEUおよびトン)

年次	個数			貨物量		
	輸出	輸入	合計	輸出	輸入	合計
平成5年	25,641	26,832	52,473	210,301	514,218	724,519
6	28,051	28,831	56,882	224,079	548,341	772,420
7	29,476	30,970	60,446	260,248	544,366	804,614
8	25,670	26,135	51,805	253,552	563,753	817,305
9	25,284	25,616	50,900	329,813	514,562	844,375
10	26,333	27,276	53,609	184,836	563,076	747,912
11	30,074	31,380	61,454	262,586	640,599	903,185
12	32,229	33,069	65,298	370,597	634,995	1,005,592
13	32,825	34,062	66,887	314,861	617,255	932,116
14	33,259	33,658	66,917	380,084	512,746	892,830
15	33,586	36,477	70,063	379,078	531,130	910,208
16	40,903	41,185	82,088	437,926	568,283	1,006,209
17	42,722	41,958	84,680	401,829	580,474	982,303
18	44,386	44,509	88,895	414,594	626,212	1,040,806
19	38,073	38,789	76,862	432,261	595,150	1,027,411
20	36,932	36,689	73,621	436,921	579,601	1,016,522
21	33,396	35,315	68,711	305,496	526,627	832,123
22	40,609	41,825	82,434	499,322	636,927	1,136,249
23	39,406	39,413	78,819	472,626	634,019	1,106,645
24	36,570	36,098	72,668	422,797	584,367	1,007,164

Ⅲ-7. コンテナ貨物国別個数および品種別貨物量(平成24年)

(単位:TEUおよびトン)

コンテナTEU	合計									韓国			中国		
	計			輸出			輸入			TEU計	輸出TEU	輸入TEU	TEU計	輸出TEU	輸入TEU
	貨物量	構成比	対大分類	貨物量	構成比	対大分類	貨物量	構成比	対大分類	40583	20050	20532	31369	15863	15507
合計	1,007,164	100.0%	-	422,797	100.0%	-	584,367	100.0%	-	550,337	267,140	283,197	442,612	142,544	300,068
(1)農水産品	158,416	15.7%	(100.0%)	12,223	2.9%	(100.0%)	146,193	25.0%	(100.0%)	126,739	9,163	117,576	31,677	3,060	28,617
011 麦	0	0.0%	(0.0%)	0	0.0%	(0.0%)	0	0.0%	(0.0%)	0	0	0	0	0	0
021 米	0	0.0%	(0.0%)	0	0.0%	(0.0%)	0	0.0%	(0.0%)	0	0	0	0	0	0
022 とうもろこし	0	0.0%	(0.0%)	0	0.0%	(0.0%)	0	0.0%	(0.0%)	0	0	0	0	0	0
023 豆	0	0.0%	(0.0%)	0	0.0%	(0.0%)	0	0.0%	(0.0%)	0	0	0	0	0	0
024 その他雑穀	0	0.0%	(0.0%)	0	0.0%	(0.0%)	0	0.0%	(0.0%)	0	0	0	0	0	0
031 野菜・果物	48,863	4.9%	(30.8%)	1,052	0.2%	(8.6%)	47,811	8.2%	(32.7%)	38,503	52	38,451	10,360	1,000	9,360
041 綿花	0	0.0%	(0.0%)	0	0.0%	(0.0%)	0	0.0%	(0.0%)	0	0	0	0	0	0
051 その他農産品	28,573	2.8%	(18.0%)	109	0.0%	(0.9%)	28,464	4.9%	(19.5%)	28,573	109	28,464	0	0	0
061 羊毛	0	0.0%	(0.0%)	0	0.0%	(0.0%)	0	0.0%	(0.0%)	0	0	0	0	0	0
071 その他畜産品	266	0.0%	(0.2%)	146	0.0%	(1.2%)	120	0.0%	(0.1%)	6	6	0	260	140	120
081 水産品	80,714	8.0%	(51.0%)	10,916	2.6%	(89.3%)	69,798	11.9%	(47.7%)	59,657	8,996	50,661	21,057	1,920	19,137
(2)林産品	1,157	0.1%	(100.0%)	2	0.0%	(100.0%)	1,155	0.2%	(100.0%)	77	2	75	200	0	200
091 原木	75	0.0%	(6.5%)	0	0.0%	(0.0%)	75	0.0%	(6.5%)	75	0	75	0	0	0
092 製材	0	0.0%	(0.0%)	0	0.0%	(0.0%)	0	0.0%	(0.0%)	0	0	0	0	0	0
101 樹脂類	1,080	0.1%	(93.3%)	0	0.0%	(0.0%)	1,080	0.2%	(93.5%)	0	0	0	200	0	200
111 木材チップ	0	0.0%	(0.0%)	0	0.0%	(0.0%)	0	0.0%	(0.0%)	0	0	0	0	0	0
112 その他林産品	2	0.0%	(0.2%)	2	0.0%	(100.0%)	0	0.0%	(0.0%)	2	2	0	0	0	0
121 薪炭	0	0.0%	(0.0%)	0	0.0%	(0.0%)	0	0.0%	(0.0%)	0	0	0	0	0	0
(3)鉱産品	918	0.1%	(100.0%)	691	0.2%	(100.0%)	227	0.0%	(100.0%)	778	691	87	140	0	140
131 石炭	0	0.0%	(0.0%)	0	0.0%	(0.0%)	0	0.0%	(0.0%)	0	0	0	0	0	0
141 鉄鉱石	0	0.0%	(0.0%)	0	0.0%	(0.0%)	0	0.0%	(0.0%)	0	0	0	0	0	0
151 金鉱石	0	0.0%	(0.0%)	0	0.0%	(0.0%)	0	0.0%	(0.0%)	0	0	0	0	0	0
161 砂利	0	0.0%	(0.0%)	0	0.0%	(0.0%)	0	0.0%	(0.0%)	0	0	0	0	0	0
162 石材	901	0.1%	(98.1%)	691	0.2%	(100.0%)	210	0.0%	(92.5%)	761	691	70	140	0	140
171 原油	0	0.0%	(0.0%)	0	0.0%	(0.0%)	0	0.0%	(0.0%)	0	0	0	0	0	0
181 リン鉱石	0	0.0%	(0.0%)	0	0.0%	(0.0%)	0	0.0%	(0.0%)	0	0	0	0	0	0
191 石灰石	0	0.0%	(0.0%)	0	0.0%	(0.0%)	0	0.0%	(0.0%)	0	0	0	0	0	0
201 原塩	0	0.0%	(0.0%)	0	0.0%	(0.0%)	0	0.0%	(0.0%)	0	0	0	0	0	0
211 非金属鉱物	17	0.0%	(1.9%)	0	0.0%	(0.0%)	17	0.0%	(7.5%)	17	0	17	0	0	0
(4)金属機械工業品	476,103	47.3%	(100.0%)	307,543	72.7%	(100.0%)	168,560	28.8%	(100.0%)	326,394	230,523	95,871	149,489	77,020	72,469
221 鉄鋼	0	0.0%	(0.0%)	0	0.0%	(0.0%)	0	0.0%	(0.0%)	0	0	0	0	0	0
222 鋼材	378	0.0%	(0.1%)	0	0.0%	(0.0%)	378	0.1%	(0.2%)	358	0	358	20	0	20
231 非鉄金属	578	0.1%	(0.1%)	114	0.0%	(0.0%)	464	0.1%	(0.3%)	368	114	254	0	0	0
241 金属製品	7,828	0.8%	(1.6%)	6,800	1.6%	(2.2%)	1,028	0.2%	(0.6%)	171	0	171	7,657	6,800	857
251 鉄道車両	0	0.0%	(0.0%)	0	0.0%	(0.0%)	0	0.0%	(0.0%)	0	0	0	0	0	0
252 完成自動車	0	0.0%	(0.0%)	0	0.0%	(0.0%)	0	0.0%	(0.0%)	0	0	0	0	0	0
253 その他輸送用車両	0	0.0%	(0.0%)	0	0.0%	(0.0%)	0	0.0%	(0.0%)	0	0	0	0	0	0
254 二輪自動車	10	0.0%	(0.0%)	10	0.0%	(0.0%)	0	0.0%	(0.0%)	10	10	0	0	0	0
255 自動車部品	0	0.0%	(0.0%)	0	0.0%	(0.0%)	0	0.0%	(0.0%)	0	0	0	0	0	0
256 その他輸送機械	57,031	5.7%	(12.0%)	19,560	4.6%	(6.4%)	37,471	6.4%	(22.2%)	413	0	413	56,608	19,560	37,048
261 産業機械	166,041	16.5%	(34.9%)	103,882	24.6%	(33.8%)	62,159	10.6%	(36.9%)	165,877	103,882	61,995	164	0	164
262 電気機械	70,330	7.0%	(14.8%)	37,902	9.0%	(12.3%)	32,428	5.5%	(19.2%)	9,870	4,282	5,588	60,460	33,620	26,840
263 測量・光学・医療用機械	149,327	14.8%	(31.4%)	122,235	28.9%	(39.7%)	27,092	4.6%	(16.1%)	149,327	122,235	27,092	0	0	0
264 事務用機器	0	0.0%	(0.0%)	0	0.0%	(0.0%)	0	0.0%	(0.0%)	0	0	0	0	0	0
265 その他機械	24,580	2.4%	(5.2%)	17,040	4.0%	(5.5%)	7,540	1.3%	(4.5%)	0	0	0	24,580	17,040	7,540
(5)化学工業品	29,018	2.9%	(100.0%)	17,526	4.1%	(100.0%)	11,492	2.0%	(100.0%)	18,182	11,875	6,307	10,765	5,580	5,185
271 陶磁器	0	0.0%	(0.0%)	0	0.0%	(0.0%)	0	0.0%	(0.0%)	0	0	0	0	0	0
281 セメント	0	0.0%	(0.0%)	0	0.0%	(0.0%)	0	0.0%	(0.0%)	0	0	0	0	0	0
291 ガラス類	0	0.0%	(0.0%)	0	0.0%	(0.0%)	0	0.0%	(0.0%)	0	0	0	0	0	0
301 窯業	15	0.0%	(0.1%)	1	0.0%	(0.0%)	14	0.0%	(0.1%)	1	1	0	14	0	14
311 重油	0	0.0%	(0.0%)	0	0.0%	(0.0%)	0	0.0%	(0.0%)	0	0	0	0	0	0
321 石油製品	46	0.0%	(0.2%)	0	0.0%	(0.0%)	46	0.0%	(0.4%)	46	0	46	0	0	0
322 LNG(液化天然ガス)	0	0.0%	(0.0%)	0	0.0%	(0.0%)	0	0.0%	(0.0%)	0	0	0	0	0	0
323 LPG(液化石油ガス)	0	0.0%	(0.0%)	0	0.0%	(0.0%)	0	0.0%	(0.0%)	0	0	0	0	0	0
324 その他石油製品	0	0.0%	(0.0%)	0	0.0%	(0.0%)	0	0.0%	(0.0%)	0	0	0	0	0	0
331 コークス	0	0.0%	(0.0%)	0	0.0%	(0.0%)	0	0.0%	(0.0%)	0	0	0	0	0	0
341 石化製品	0	0.0%	(0.0%)	0	0.0%	(0.0%)	0	0.0%	(0.0%)	0	0	0	0	0	0
351 化学薬品	7,324	0.7%	(25.2%)	1,806	0.4%	(10.3%)	5,518	0.9%	(48.0%)	6,862	1,735	5,127	391	0	391
361 化学肥料	5	0.0%	(0.0%)	5	0.0%	(0.0%)	0	0.0%	(0.0%)	5	5	0	0	0	0
371 染料・塗料・合成樹脂・その他化学工業品	21,628	2.1%	(74.5%)	15,714	3.7%	(89.7%)	5,914	1.0%	(51.5%)	11,268	10,134	1,134	10,360	5,580	4,780
(6)軽工業品	28,209	2.8%	(100.0%)	5,853	1.4%	(100.0%)	22,356	3.8%	(100.0%)	26,826	5,753	21,073	1,383	100	1,283
381 紙・パルプ	28	0.0%	(0.1%)	0	0.0%	(0.0%)	28	0.0%	(0.1%)	5	0	5	23	0	23
391 糸及び紡績半製品	29	0.0%	(0.1%)	29	0.0%	(0.5%)	0	0.0%	(0.0%)	29	29	0	0	0	0
401 その他繊維工業品	6,880	0.7%	(24.4%)	2,162	0.5%	(36.9%)	4,718	0.8%	(21.1%)	6,880	2,162	4,718	0	0	0
411 砂糖	0	0.0%	(0.0%)	0	0.0%	(0.0%)	0	0.0%	(0.0%)	0	0	0	0	0	0
421 製造食品	21,077	2.1%	(74.7%)	3,658	0.9%	(62.5%)	17,419	3.0%	(77.9%)	19,717	3,558	16,159	1,360	100	1,260
422 飲料	195	0.0%	(0.7%)	4	0.0%	(0.1%)	191	0.0%	(0.9%)	195	4	191	0	0	0
423 水	0	0.0%	(0.0%)	0	0.0%	(0.0%)	0	0.0%	(0.0%)	0	0	0	0	0	0
424 たばこ	0	0.0%	(0.0%)	0	0.0%	(0.0%)	0	0.0%	(0.0%)	0	0	0	0	0	0
425 その他食料工業品	0	0.0%	(0.0%)	0	0.0%	(0.0%)	0	0.0%	(0.0%)	0	0	0	0	0	0
(7)雑工業品	207,223	20.6%	(100.0%)	54,207	12.8%	(100.0%)	153,016	26.2%	(100.0%)	35,172	8,548	26,624	159,050	32,660	126,390
431 がん具	2	0.0%	(0.0%)	0	0.0%	(0.0%)	2	0.0%	(0.0%)	2	0	2	0	0	0
441 衣服・身の用品・はきもの	113,493	11.3%	(54.8%)	3,433	0.8%	(6.3%)	110,060	18.8%	(71.9%)	21,387	293	21,094	92,104	3,140	88,964
442 文房具・運動娯楽用品・楽器	3	0.0%	(0.0%)	3	0.0%	(0.0%)	0	0.0%	(0.0%)	3	3	0	0	0	0
443 家具・装飾品	13,699	1.4%	(6.6%)	8,239	1.9%	(15.2%)	5,460	0.9%	(3.6%)	13,699	8,239	5,460	0	0	0
444 その他日用品	66,912	6.6%	(32.3%)	29,520	7.0%	(54.5%)	37,392	6.4%	(24.4%)	0	0	0	66,912	29,520	37,392
451 ゴム製品	1														

Ⅲ-7. コンテナ貨物国別個数および品種別貨物量(平成24年)

(単位:TEUおよびトン)

コンテナTEU	オーストラリア		バブアニューギニア		コンテナTEU	
	輸出TEU	輸入TEU	TEU計	輸出TEU		輸入TEU
	輸出	輸入	計	輸出		輸入
合計	0	210	12,999	12,999	0	
(1)農水産品	0	0	0	0	(1)農水産品	
011 麦	0	0	0	0	011 麦	
021 米	0	0	0	0	021 米	
022 とうもろこし	0	0	0	0	022 とうもろこし	
023 豆	0	0	0	0	023 豆	
024 その他雑穀	0	0	0	0	024 その他雑穀	
031 野菜・果物	0	0	0	0	031 野菜・果物	
041 綿	0	0	0	0	041 綿	
051 その他農産品	0	0	0	0	051 その他農産品	
061 羊毛	0	0	0	0	061 羊毛	
071 その他畜産品	0	0	0	0	071 その他畜産品	
081 水産品	0	0	0	0	081 水産品	
(2)林産品	0	0	0	0	(2)林産品	
091 原木	0	0	0	0	091 原木	
092 製材	0	0	0	0	092 製材	
101 樹脂類	0	0	0	0	101 樹脂類	
111 木材チップ	0	0	0	0	111 木材チップ	
112 その他林産品	0	0	0	0	112 その他林産品	
121 薪炭	0	0	0	0	121 薪炭	
(3)鉱産品	0	0	0	0	(3)鉱産品	
131 石炭	0	0	0	0	131 石炭	
141 鉄鉱石	0	0	0	0	141 鉄鉱石	
151 金属鉱物	0	0	0	0	151 金属鉱物	
161 砂利・砂	0	0	0	0	161 砂利・砂	
162 石材	0	0	0	0	162 石材	
171 原油	0	0	0	0	171 原油	
181 リン鉱石	0	0	0	0	181 リン鉱石	
191 石灰石	0	0	0	0	191 石灰石	
201 原塩	0	0	0	0	201 原塩	
211 非金属鉱物	0	0	0	0	211 非金属鉱物	
(4)金属機械工業品	0	210	0	0	(4)金属機械工業品	
221 鉄鋼	0	0	0	0	221 鉄鋼	
222 鋼材	0	0	0	0	222 鋼材	
231 非鉄金属	0	210	0	0	231 非鉄金属	
241 金属製品	0	0	0	0	241 金属製品	
251 鉄道車両	0	0	0	0	251 鉄道車両	
252 完成自動車	0	0	0	0	252 完成自動車	
253 その他輸送車両	0	0	0	0	253 その他輸送車両	
254 二輪自動車	0	0	0	0	254 二輪自動車	
255 自動車部品	0	0	0	0	255 自動車部品	
256 その他輸送機械	0	0	0	0	256 その他輸送機械	
261 産業機械	0	0	0	0	261 産業機械	
262 電気機械	0	0	0	0	262 電気機械	
263 測量・光学・医療用機械	0	0	0	0	263 測量・光学・医療用機械	
264 事務用機器	0	0	0	0	264 事務用機器	
265 その他機械	0	0	0	0	265 その他機械	
(5)化学工業品	0	0	0	0	(5)化学工業品	
271 陶磁器	0	0	0	0	271 陶磁器	
281 セメント	0	0	0	0	281 セメント	
291 ガラス類	0	0	0	0	291 ガラス類	
301 窯業品	0	0	0	0	301 窯業品	
311 重油	0	0	0	0	311 重油	
321 石油製品	0	0	0	0	321 石油製品	
322 LNG(液化天然ガス)	0	0	0	0	322 LNG(液化天然ガス)	
323 LPG(液化石油ガス)	0	0	0	0	323 LPG(液化石油ガス)	
324 その他石油製品	0	0	0	0	324 その他石油製品	
331 コークス	0	0	0	0	331 コークス	
341 石炭製品	0	0	0	0	341 石炭製品	
351 化学薬品	0	0	0	0	351 化学薬品	
361 化学肥料	0	0	0	0	361 化学肥料	
371 染料・塗料・合成樹脂・その他化学工業品	0	0	0	0	371 染料・塗料・合成樹脂・その他化学工業品	
(6)軽工業品	0	0	0	0	(6)軽工業品	
381 紙・パルプ	0	0	0	0	381 紙・パルプ	
391 糸及び紡績半製品	0	0	0	0	391 糸及び紡績半製品	
401 その他繊維工業品	0	0	0	0	401 その他繊維工業品	
411 砂糖	0	0	0	0	411 砂糖	
421 製造食品	0	0	0	0	421 製造食品	
422 飲料	0	0	0	0	422 飲料	
423 水	0	0	0	0	423 水	
424 たばこ	0	0	0	0	424 たばこ	
425 その他食料工業品	0	0	0	0	425 その他食料工業品	
(7)雑工業品	0	0	12,999	12,999	(7)雑工業品	
431 がん具	0	0	0	0	431 がん具	
441 衣服・身廻品・はきもの	0	0	0	0	441 衣服・身廻品・はきもの	
442 文房具・運動娯楽用品・楽器	0	0	0	0	442 文房具・運動娯楽用品・楽器	
443 家具・装飾品	0	0	0	0	443 家具・装飾品	
444 その他日用品	0	0	0	0	444 その他日用品	
451 ゴム製品	0	0	12,997	12,997	451 ゴム製品	
461 木製品	0	0	0	0	461 木製品	
471 その他製造工業品	0	0	2	2	471 その他製造工業品	
(8)特殊品	0	0	0	0	(8)特殊品	
481 金属くず	0	0	0	0	481 金属くず	
491 再利用資材	0	0	0	0	491 再利用資材	
501 動植物性製造飼料	0	0	0	0	501 動植物性製造飼料	
511 廃棄物	0	0	0	0	511 廃棄物	
512 廃土砂	0	0	0	0	512 廃土砂	
521 輸送用容器	0	0	0	0	521 輸送用容器	
531 取合せ品	0	0	0	0	531 取合せ品	
(9)分類不能のもの	0	0	0	0	(9)分類不能のもの	
541 分類不能のもの	0	0	0	0	541 分類不能のもの	

IV-1. 船舶乗降人員(平成24年)

(単位:人)

		1月	2月	3月	4月	5月	6月	7月	8月	9月	10月	11月	12月	合計
外国航路	乗込	8,301	8,907	8,024	10,533	8,504	6,707	7,428	9,435	3,664	6,977	7,461	8,107	94,048
	上陸	8,613	8,745	7,684	9,390	9,423	6,232	7,501	8,705	5,048	7,363	7,162	7,789	93,655
	計	16,914	17,652	15,708	19,923	17,927	12,939	14,929	18,140	8,712	14,340	14,623	15,896	187,703
内国航路	乗込	11,933	10,867	14,701	15,040	27,013	13,246	16,085	30,063	17,785	21,323	18,394	13,248	209,698
	上陸	11,454	10,610	13,661	14,230	25,812	12,462	15,320	28,097	17,058	20,673	17,498	12,162	199,037
	計	23,387	21,477	28,362	29,270	52,825	25,708	31,405	58,160	34,843	41,996	35,892	25,410	408,735
合計	乗込	20,234	19,774	22,725	25,573	35,517	19,953	23,513	39,498	21,449	28,300	25,855	21,355	303,746
	上陸	20,067	19,355	21,345	23,620	35,235	18,694	22,821	36,802	22,106	28,036	24,660	19,951	292,692
	計	40,301	39,129	44,070	49,193	70,752	38,647	46,334	76,300	43,555	56,336	50,515	41,306	596,438

V-1. 公共岸壁・専用岸壁別取扱貨物量年次表

(単位:トン)

	公共岸壁取扱貨物				専用岸壁取扱貨物					合計
	商港	国内フェリー	漁港	計	江浦・弟子待	西山・田の首	六連	長府	計	
昭和 59 年	2,277,043	7,972,738	126,083	10,375,864	868,247	1,168,019	820,593	1,149,052	4,005,911	14,381,775
60	2,340,215	7,623,678	120,876	10,084,769	728,491	1,076,181	856,063	962,542	3,623,277	13,708,046
61	2,618,005	7,894,502	120,554	10,633,061	482,841	1,043,386	721,227	844,104	3,091,558	13,724,619
62	2,885,386	7,845,139	121,567	10,852,092	511,890	1,127,977	634,559	834,587	3,109,013	13,961,105
63	2,880,096	7,754,123	123,939	10,758,158	540,332	976,897	676,570	860,326	3,054,125	13,812,283
平成 元 年	2,760,844	7,663,044	121,166	10,545,054	475,858	876,649	457,079	925,545	2,735,131	13,280,185
2	2,525,638	7,908,992	106,210	10,540,840	469,084	812,517	625,851	843,346	2,750,798	13,291,638
3	2,597,447	7,111,718	109,654	9,818,819	485,713	765,582	410,169	918,972	2,580,436	12,399,255
4	2,539,435	6,796,115	99,486	9,435,036	472,865	976,388	299,156	948,995	2,697,404	12,132,440
5	2,026,277	6,353,675	92,712	8,472,664	428,849	812,799	514,832	792,987	2,549,467	11,022,131
6	2,298,060	6,020,935	108,361	8,427,356	447,282	685,461	510,798	900,438	2,543,979	10,971,335
7	2,386,316	5,766,200	116,229	8,268,745	346,589	824,998	526,194	1,007,287	2,705,068	10,973,813
8	2,260,580	5,615,355	97,228	7,973,163	333,757	750,183	607,722	993,241	2,684,903	10,658,066
9	2,220,091	5,419,545	69,761	7,709,397	275,024	834,367	627,132	761,392	2,497,915	10,207,312
10	2,039,917	4,718,940	71,447	6,830,304	207,255	857,804	495,745	901,755	2,462,559	9,292,863
11	2,166,381	4,327,545	66,159	6,560,085	199,348	928,395	666,160	870,235	2,664,138	9,224,223
12	2,412,644	4,885,075	60,004	7,357,723	56,130	994,440	1,264,380	1,010,659	3,325,609	10,683,332
13	2,265,735	4,352,160	24,881	6,642,776	30,499	953,640	993,746	554,666	2,532,551	9,175,327
14	2,262,486	4,428,270	22,647	6,713,403	28,845	775,265	804,794	632,806	2,241,710	8,955,113
15	2,387,853	4,128,570	20,121	6,536,544	28,295	767,007	594,285	545,187	1,934,774	8,471,318
16	2,630,095	4,223,755	20,147	6,873,997	36,707	917,019	505,798	769,011	2,228,535	9,102,532
17	2,556,848	4,245,865	18,248	6,820,961	42,844	852,378	698,366	909,538	2,503,126	9,324,087
18	2,560,016	3,939,445	18,041	6,517,502	39,305	771,364	651,148	872,800	2,334,617	8,852,119
19	2,456,470	3,228,025	17,409	5,701,904	34,316	681,729	1,120,000	411,111	2,247,156	7,949,060
20	2,495,285	2,660,030	14,814	5,170,129	35,159	673,276	1,169,330	498,045	2,375,810	7,545,939
21	2,091,805	2,087,970	13,961	4,193,736	40,143	503,944	540,365	432,106	1,516,558	5,710,294
22	2,472,267	1,982,520	28,106	4,482,893	37,720	678,307	584,779	667,476	1,968,282	6,451,175
23	2,183,538	1,677,990	13,842	3,875,370	28,397	832,675	423,850	742,267	2,027,189	5,902,559
24	2,009,065 (368,990)	0	12,200	2,021,265	28,743	694,785	547,532	911,407	2,182,467	4,203,732

()内は国際フェリーで内数。

V-2. 公共岸壁取扱貨物品別貨物量(平成24年)

(単位:トン)

品名	合計						外国貿易					
	計		輸移出		輸移入		計		輸出		輸入	
	貨物量	構成比	貨物量	対大分類	貨物量	対大分類	貨物量	構成比	対大分類	貨物量	構成比	対大分類
合計	2,021,265	100.0%	1,007,214	100.0%	1,014,051	100.0%	1,625,025	100.0%	799,687	100.0%	825,338	
(1)農水産品	231,149	11.4%	20,632	2.0%	210,517	20.8%	208,277	12.8%	20,632	2.6%	187,645	
011 麦	0	0.0%	0	0.0%	0	0.0%	0	0.0%	0	0.0%	0	
021 米	0	0.0%	0	0.0%	0	0.0%	0	0.0%	0	0.0%	0	
022とうもろこし	8,878	0.4%	0	0.0%	8,878	0.9%	0	0.0%	0	0.0%	0	
023豆	0	0.0%	0	0.0%	0	0.0%	0	0.0%	0	0.0%	0	
024その他雑穀	1,794	0.1%	0	0.0%	1,794	0.2%	0	0.0%	0	0.0%	0	
031野菜・果物	48,863	2.4%	1,052	0.1%	47,811	4.7%	48,863	3.0%	1,052	0.1%	47,811	
041綿花	0	0.0%	0	0.0%	0	0.0%	0	0.0%	0	0.0%	0	
051その他農産品	28,573	1.4%	109	0.0%	28,464	2.8%	28,573	1.8%	109	0.0%	28,464	
061羊毛	0	0.0%	0	0.0%	0	0.0%	0	0.0%	0	0.0%	0	
071その他畜産品	267	0.0%	146	0.0%	121	0.0%	267	0.0%	146	0.0%	121	
081水産	142,774	7.1%	19,325	1.9%	123,449	12.2%	130,574	8.0%	19,325	2.4%	111,249	
(2)林産品	5,203	0.3%	2	0.0%	5,201	0.5%	1,157	0.1%	2	0.0%	1,155	
091原木	75	0.0%	0	0.0%	75	0.0%	75	0.0%	0	0.0%	75	
092製材	4,046	0.2%	0	0.0%	4,046	0.4%	0	0.0%	0	0.0%	0	
101樹脂	1,080	0.1%	0	0.0%	1,080	0.1%	1,080	0.1%	0	0.0%	1,080	
111木材チップ	0	0.0%	0	0.0%	0	0.0%	0	0.0%	0	0.0%	0	
121その他林産品	2	0.0%	2	0.0%	0	0.0%	2	0.0%	2	0.0%	0	
121薪炭	0	0.0%	0	0.0%	0	0.0%	0	0.0%	0	0.0%	0	
(3)鉱産品	62,526	3.1%	3,891	0.4%	58,635	5.8%	918	0.1%	691	0.1%	227	
131石炭	0	0.0%	0	0.0%	0	0.0%	0	0.0%	0	0.0%	0	
141鉄鉱石	0	0.0%	0	0.0%	0	0.0%	0	0.0%	0	0.0%	0	
151金鉱石	0	0.0%	0	0.0%	0	0.0%	0	0.0%	0	0.0%	0	
161砂利・砂	58,208	2.9%	3,200	0.3%	55,008	5.4%	0	0.0%	0	0.0%	0	
162石材	2,301	0.1%	691	0.1%	1,610	0.2%	901	0.1%	691	0.1%	210	
171原油	0	0.0%	0	0.0%	0	0.0%	0	0.0%	0	0.0%	0	
181りん鉱石	0	0.0%	0	0.0%	0	0.0%	0	0.0%	0	0.0%	0	
191石灰石	0	0.0%	0	0.0%	0	0.0%	0	0.0%	0	0.0%	0	
201原塩	0	0.0%	0	0.0%	0	0.0%	0	0.0%	0	0.0%	0	
211非金属鉱物	2,017	0.1%	0	0.0%	2,017	0.2%	17	0.0%	0	0.0%	17	
(4)金属機械工業品	973,481	48.2%	511,321	50.8%	462,160	45.6%	876,754	54.0%	508,689	63.6%	368,065	
221鉄鋼	10	0.0%	10	0.0%	0	0.0%	10	0.0%	10	0.0%	0	
222鋼材	51,380	2.5%	38	0.0%	51,342	5.1%	545	0.0%	38	0.0%	507	
231非鉄金属	26,120	1.3%	614	0.1%	25,506	2.5%	9,354	0.6%	114	0.0%	9,240	
241金属製品	8,167	0.4%	7,139	0.7%	1,028	0.1%	7,828	0.5%	6,800	0.9%	1,028	
251鉄道車両	750	0.0%	750	0.1%	0	0.0%	750	0.0%	750	0.1%	0	
252完成自動車	408,455	20.2%	191,420	19.0%	217,035	21.4%	382,020	23.5%	191,420	23.9%	190,600	
253その他輸送車両	121	0.0%	50	0.0%	71	0.0%	0	0.0%	0	0.0%	0	
254二輪自動車	11	0.0%	11	0.0%	0	0.0%	11	0.0%	11	0.0%	0	
255自動車部品	0	0.0%	0	0.0%	0	0.0%	0	0.0%	0	0.0%	0	
256その他輸送機械	57,802	2.9%	20,331	2.0%	37,471	3.7%	57,052	3.5%	19,581	2.4%	37,471	
261産業機械	170,030	8.4%	107,383	10.7%	62,647	6.2%	168,549	10.4%	106,390	13.3%	62,159	
262電気機械	76,728	3.8%	44,300	4.4%	32,428	3.2%	76,728	4.7%	44,300	5.5%	32,428	
263測量・光学・医療用機械	149,327	7.4%	122,235	12.1%	27,092	2.7%	149,327	9.2%	122,235	15.3%	27,092	
264事務用機器	0	0.0%	0	0.0%	0	0.0%	0	0.0%	0	0.0%	0	
265その他機械	24,580	1.2%	17,040	1.7%	7,540	0.7%	24,580	1.5%	17,040	2.1%	7,540	
(5)化学工業品	29,018	1.4%	17,526	1.7%	11,492	1.1%	29,018	1.8%	17,526	2.2%	11,492	
271陶磁器	0	0.0%	0	0.0%	0	0.0%	0	0.0%	0	0.0%	0	
281セメント	0	0.0%	0	0.0%	0	0.0%	0	0.0%	0	0.0%	0	
291ガラス類	0	0.0%	0	0.0%	0	0.0%	0	0.0%	0	0.0%	0	
301窯業	15	0.0%	1	0.0%	14	0.0%	15	0.0%	1	0.0%	14	
311重油	0	0.0%	0	0.0%	0	0.0%	0	0.0%	0	0.0%	0	
321石油製品	46	0.0%	0	0.0%	46	0.0%	46	0.0%	0	0.0%	46	
322LNG(液化天然ガス)	0	0.0%	0	0.0%	0	0.0%	0	0.0%	0	0.0%	0	
323LPG(液化石油ガス)	0	0.0%	0	0.0%	0	0.0%	0	0.0%	0	0.0%	0	
324その他石油製品	0	0.0%	0	0.0%	0	0.0%	0	0.0%	0	0.0%	0	
331コークス	0	0.0%	0	0.0%	0	0.0%	0	0.0%	0	0.0%	0	
341石炭製品	0	0.0%	0	0.0%	0	0.0%	0	0.0%	0	0.0%	0	
351化学薬品	7,324	0.4%	1,806	0.2%	5,518	0.5%	7,324	0.5%	1,806	0.2%	5,518	
361化学肥料	5	0.0%	5	0.0%	0	0.0%	5	0.0%	5	0.0%	0	
371染料・塗料・合成樹脂・その他化学工業品	21,628	1.1%	15,714	1.6%	5,914	0.6%	21,628	1.3%	15,714	2.0%	5,914	
(6)軽工業品	81,599	4.0%	58,810	5.8%	22,788	2.2%	28,305	1.7%	5,947	0.7%	22,357	
381紙・パルプ	28	0.0%	0	0.0%	28	0.0%	28	0.0%	0	0.0%	28	
391糸及び紡績半製品	29	0.0%	29	0.0%	0	0.0%	29	0.0%	29	0.0%	0	
401その他繊維工業品	6,880	0.3%	2,162	0.2%	4,718	0.5%	6,880	0.4%	2,162	0.3%	4,718	
411砂糖	0	0.0%	0	0.0%	0	0.0%	0	0.0%	0	0.0%	0	
421製造食品	21,100	1.0%	3,680	0.4%	17,419	1.7%	21,100	1.3%	3,680	0.5%	17,419	
422飲料	202	0.0%	11	0.0%	191	0.0%	202	0.0%	11	0.0%	191	
423水	52,863	2.6%	52,863	5.2%	0	0.0%	0	0.0%	0	0.0%	0	
424たばこ	66	0.0%	65	0.0%	1	0.0%	66	0.0%	65	0.0%	1	
425その他食料工業品	431	0.0%	0	0.0%	431	0.0%	0	0.0%	0	0.0%	0	
(7)雑工業品	525,696	26.0%	368,580	36.6%	157,116	15.5%	374,464	23.0%	221,448	27.7%	153,016	
431がら	2	0.0%	0	0.0%	2	0.0%	2	0.0%	0	0.0%	2	
441衣服・身用品・はきもの	113,493	5.6%	3,433	0.3%	110,060	10.9%	113,493	7.0%	3,433	0.4%	110,060	
442文房具・運動器	3	0.0%	3	0.0%	0	0.0%	3	0.0%	3	0.0%	0	
443家具・装飾品	13,703	0.7%	8,243	0.8%	5,460	0.5%	13,703	0.8%	8,243	1.0%	5,460	
444その他日用品	66,912	3.3%	29,520	2.9%	37,392	3.7%	66,912	4.1%	29,520	3.7%	37,392	
451ゴム製品	331,458	16.4%	327,349	32.5%	4,109	0.4%	180,226	11.1%	180,217	22.5%	9	
461木製品	24	0.0%	0	0.0%	24	0.0%	24	0.0%	0	0.0%	24	
471その他製造工業品	101	0.0%	32	0.0%	69	0.0%	101	0.0%	32	0.0%	69	
(8)特殊品	112,593	5.6%	26,452	2.6%	86,141	8.5%	106,132	6.5%	24,752	3.1%	81,380	
481金属くず	0	0.0%	0	0.0%	0	0.0%	0	0.0%	0	0.0%	0	
491再利用資材	43	0.0%	43	0.0%	0	0.0%	43	0.0%	43	0.0%	0	
501動植物性製造飼料	5,367	0.3%	373	0.0%	4,994	0.5%	606	0.0%	373	0.0%	233	
511廃棄物	0	0.0%	0	0.0%	0	0.0%	0	0.0%	0	0.0%	0	
512廃土	1,700	0.1%	1,700	0.2%	0	0.0%	0	0.0%	0	0.0%	0	
521輸送用容器	15,566	0.8%	203	0.0%	15,363	1.5%	15,566	1.0%	203	0.0%	15,363	
531取合せ品	89,917	4.4%	24,133	2.4%	65,784	6.5%	89,917	5.5%	24,133	3.0%	65,784	
(9)分類不能のもの	0	0.0%	0	0.0%	0	0.0%	0	0.0%	0	0.0%	0	
541分類不能のもの	0	0.0%	0	0.0%	0	0.0%	0	0.0%	0	0.0%	0	

注: 端数処理の関係上、「構成比」および「対大分類」の合計および大分類計は、品種ごとの数値の合計または大分類計と一致しないことがあります。

V-2. 公共岸壁取扱貨物品種別貨物量(平成24年)

(単位:トン)

輸入	内国貿易														
	計					移出					移入				
	構成比	対大分類	貨物量	構成比	対大分類	貨物量	構成比	対大分類	貨物量	構成比	対大分類	貨物量	構成比	対大分類	
100.0%	-	396,240	100.0%	-	207,527	100.0%	-	188,713	100.0%	-					
22.7%	(100.0%)	22,872	5.8%	(100.0%)	0	0.0%	(0.0%)	22,872	12.1%	(100.0%)	農水産品				
0.0%	(0.0%)	0	0.0%	(0.0%)	0	0.0%	(0.0%)	0	0.0%	(0.0%)	麦				
0.0%	(0.0%)	0	0.0%	(0.0%)	0	0.0%	(0.0%)	0	0.0%	(0.0%)	米				
0.0%	(0.0%)	8,878	2.2%	(38.8%)	0	0.0%	(0.0%)	8,878	4.7%	(38.8%)	とうもろこし				
0.0%	(0.0%)	0	0.0%	(0.0%)	0	0.0%	(0.0%)	0	0.0%	(0.0%)	豆類				
0.0%	(0.0%)	1,794	0.5%	(7.8%)	0	0.0%	(0.0%)	1,794	1.0%	(7.8%)	その他雑穀				
5.8%	(25.5%)	0	0.0%	(0.0%)	0	0.0%	(0.0%)	0	0.0%	(0.0%)	野菜・果物				
0.0%	(0.0%)	0	0.0%	(0.0%)	0	0.0%	(0.0%)	0	0.0%	(0.0%)	綿				
3.4%	(15.2%)	0	0.0%	(0.0%)	0	0.0%	(0.0%)	0	0.0%	(0.0%)	その他農産品				
0.0%	(0.0%)	0	0.0%	(0.0%)	0	0.0%	(0.0%)	0	0.0%	(0.0%)	羊毛				
0.0%	(0.1%)	0	0.0%	(0.0%)	0	0.0%	(0.0%)	0	0.0%	(0.0%)	その他畜産品				
13.5%	(59.3%)	12,200	3.1%	(53.3%)	0	0.0%	(0.0%)	12,200	6.5%	(53.3%)	水産品				
0.1%	(100.0%)	4,046	1.0%	(100.0%)	0	0.0%	(0.0%)	4,046	2.1%	(100.0%)	林産品				
0.0%	(6.5%)	0	0.0%	(0.0%)	0	0.0%	(0.0%)	0	0.0%	(0.0%)	原木				
0.0%	(0.0%)	4,046	1.0%	(100.0%)	0	0.0%	(0.0%)	4,046	2.1%	(100.0%)	製材				
0.1%	(93.5%)	0	0.0%	(0.0%)	0	0.0%	(0.0%)	0	0.0%	(0.0%)	樹脂類				
0.0%	(0.0%)	0	0.0%	(0.0%)	0	0.0%	(0.0%)	0	0.0%	(0.0%)	木材チップ				
0.0%	(0.0%)	0	0.0%	(0.0%)	0	0.0%	(0.0%)	0	0.0%	(0.0%)	その他林産品				
0.0%	(0.0%)	0	0.0%	(0.0%)	0	0.0%	(0.0%)	0	0.0%	(0.0%)	炭				
0.0%	(100.0%)	61,608	15.5%	(100.0%)	3,200	1.5%	(100.0%)	58,408	31.0%	(100.0%)	鉱産品				
0.0%	(0.0%)	0	0.0%	(0.0%)	0	0.0%	(0.0%)	0	0.0%	(0.0%)	石炭				
0.0%	(0.0%)	0	0.0%	(0.0%)	0	0.0%	(0.0%)	0	0.0%	(0.0%)	石油				
0.0%	(0.0%)	0	0.0%	(0.0%)	0	0.0%	(0.0%)	0	0.0%	(0.0%)	鉄				
0.0%	(0.0%)	0	0.0%	(0.0%)	0	0.0%	(0.0%)	0	0.0%	(0.0%)	金				
0.0%	(0.0%)	58,208	14.7%	(94.5%)	3,200	1.5%	(100.0%)	55,008	29.1%	(94.2%)	砂利・砂				
0.0%	(92.5%)	1,400	0.4%	(2.3%)	0	0.0%	(0.0%)	1,400	0.7%	(2.4%)	石材				
0.0%	(0.0%)	0	0.0%	(0.0%)	0	0.0%	(0.0%)	0	0.0%	(0.0%)	原油				
0.0%	(0.0%)	0	0.0%	(0.0%)	0	0.0%	(0.0%)	0	0.0%	(0.0%)	りん鉱石				
0.0%	(0.0%)	0	0.0%	(0.0%)	0	0.0%	(0.0%)	0	0.0%	(0.0%)	石灰				
0.0%	(0.0%)	0	0.0%	(0.0%)	0	0.0%	(0.0%)	0	0.0%	(0.0%)	原塩				
0.0%	(7.5%)	2,000	0.5%	(3.2%)	0	0.0%	(0.0%)	2,000	1.1%	(3.4%)	非金属鉱物				
44.6%	(100.0%)	96,727	24.4%	(100.0%)	2,632	1.3%	(100.0%)	94,095	49.9%	(100.0%)	金属機械工業品				
0.0%	(0.0%)	0	0.0%	(0.0%)	0	0.0%	(0.0%)	0	0.0%	(0.0%)	鉄				
0.1%	(0.1%)	50,835	12.8%	(52.6%)	0	0.0%	(0.0%)	50,835	26.9%	(54.0%)	鋼				
1.1%	(2.5%)	16,766	4.2%	(17.3%)	500	0.2%	(19.0%)	16,266	8.6%	(17.3%)	非鉄金属				
0.1%	(0.3%)	339	0.1%	(0.4%)	339	0.2%	(12.9%)	0	0.0%	(0.0%)	金属製品				
0.0%	(0.0%)	0	0.0%	(0.0%)	0	0.0%	(0.0%)	0	0.0%	(0.0%)	鉄道車両				
23.1%	(51.8%)	26,435	6.7%	(27.3%)	0	0.0%	(0.0%)	26,435	14.0%	(28.1%)	完成自動車				
0.0%	(0.0%)	121	0.0%	(0.1%)	50	0.0%	(1.9%)	71	0.0%	(0.1%)	その他輸送車両				
0.0%	(0.0%)	0	0.0%	(0.0%)	0	0.0%	(0.0%)	0	0.0%	(0.0%)	二輪自動車				
0.0%	(0.0%)	0	0.0%	(0.0%)	0	0.0%	(0.0%)	0	0.0%	(0.0%)	自動車部品				
4.5%	(10.2%)	750	0.2%	(0.8%)	750	0.4%	(28.5%)	0	0.0%	(0.0%)	その他輸送機械				
7.5%	(16.9%)	1,481	0.4%	(1.5%)	993	0.5%	(37.7%)	488	0.3%	(0.5%)	産業機械				
3.9%	(8.8%)	0	0.0%	(0.0%)	0	0.0%	(0.0%)	0	0.0%	(0.0%)	電気機械				
3.3%	(7.4%)	0	0.0%	(0.0%)	0	0.0%	(0.0%)	0	0.0%	(0.0%)	測量・光学・医療用機械				
0.0%	(0.0%)	0	0.0%	(0.0%)	0	0.0%	(0.0%)	0	0.0%	(0.0%)	事務用機器				
0.9%	(2.0%)	0	0.0%	(0.0%)	0	0.0%	(0.0%)	0	0.0%	(0.0%)	その他機械				
1.4%	(100.0%)	0	0.0%	(0.0%)	0	0.0%	(0.0%)	0	0.0%	(0.0%)	化学工業品				
0.0%	(0.0%)	0	0.0%	(0.0%)	0	0.0%	(0.0%)	0	0.0%	(0.0%)	陶磁器				
0.0%	(0.0%)	0	0.0%	(0.0%)	0	0.0%	(0.0%)	0	0.0%	(0.0%)	セメント				
0.0%	(0.0%)	0	0.0%	(0.0%)	0	0.0%	(0.0%)	0	0.0%	(0.0%)	ガラス類				
0.0%	(0.1%)	0	0.0%	(0.0%)	0	0.0%	(0.0%)	0	0.0%	(0.0%)	窯業				
0.0%	(0.0%)	0	0.0%	(0.0%)	0	0.0%	(0.0%)	0	0.0%	(0.0%)	重油				
0.0%	(0.4%)	0	0.0%	(0.0%)	0	0.0%	(0.0%)	0	0.0%	(0.0%)	石油製品				
0.0%	(0.0%)	0	0.0%	(0.0%)	0	0.0%	(0.0%)	0	0.0%	(0.0%)	LNG(液化天然ガス)				
0.0%	(0.0%)	0	0.0%	(0.0%)	0	0.0%	(0.0%)	0	0.0%	(0.0%)	LPG(液化石油ガス)				
0.0%	(0.0%)	0	0.0%	(0.0%)	0	0.0%	(0.0%)	0	0.0%	(0.0%)	その他石油製品				
0.0%	(0.0%)	0	0.0%	(0.0%)	0	0.0%	(0.0%)	0	0.0%	(0.0%)	コークス				
0.0%	(0.0%)	0	0.0%	(0.0%)	0	0.0%	(0.0%)	0	0.0%	(0.0%)	石炭製品				
0.7%	(48.0%)	0	0.0%	(0.0%)	0	0.0%	(0.0%)	0	0.0%	(0.0%)	化学薬品				
0.0%	(0.0%)	0	0.0%	(0.0%)	0	0.0%	(0.0%)	0	0.0%	(0.0%)	化学肥料				
0.7%	(51.5%)	0	0.0%	(0.0%)	0	0.0%	(0.0%)	0	0.0%	(0.0%)	染料・塗料・合成樹脂・その他化学工業品				
2.7%	(100.0%)	53,294	13.4%	(100.0%)	52,863	25.5%	(100.0%)	431	0.2%	(100.0%)	軽工業品				
0.0%	(0.1%)	0	0.0%	(0.0%)	0	0.0%	(0.0%)	0	0.0%	(0.0%)	紙・パルプ				
0.0%	(0.0%)	0	0.0%	(0.0%)	0	0.0%	(0.0%)	0	0.0%	(0.0%)	糸及び紡績半製品				
0.6%	(21.1%)	0	0.0%	(0.0%)	0	0.0%	(0.0%)	0	0.0%	(0.0%)	その他繊維工業品				
0.0%	(0.0%)	0	0.0%	(0.0%)	0	0.0%	(0.0%)	0	0.0%	(0.0%)	砂糖				
2.1%	(77.9%)	0	0.0%	(0.0%)	0	0.0%	(0.0%)	0	0.0%	(0.0%)	製造食品				
0.0%	(0.9%)	0	0.0%	(0.0%)	0	0.0%	(0.0%)	0	0.0%	(0.0%)	飲料				
0.0%	(0.0%)	52,863	13.3%	(99.2%)	52,863	25.5%	(100.0%)	0	0.0%	(0.0%)	水				
0.0%	(0.0%)	0	0.0%	(0.0%)	0	0.0%	(0.0%)	0	0.0%	(0.0%)	たばこ				
0.0%	(0.0%)	431	0.1%	(0.8%)	0	0.0%	(0.0%)	431	0.2%	(100.0%)	その他食料工業品				
18.5%	(100.0%)	151,232	38.2%	(100.0%)	147,132	70.9%	(100.0%)	4,100	2.2%	(100.0%)	雑工業品				
0.0%	(0.0%)	0	0.0%	(0.0%)	0	0.0%	(0.0%)	0	0.0%	(0.0%)	がらん具				
13.3%	(71.9%)	0	0.0%	(0.0%)	0	0.0%	(0.0%)	0	0.0%	(0.0%)	衣服・身廻り・はきもの				
0.0%	(0.0%)	0	0.0%	(0.0%)	0	0.0%	(0.0%)	0	0.0%	(0.0%)	文房具・運動器				
0.7%	(3.6%)	0	0.0%	(0.0%)	0	0.0%	(0.0%)	0	0.0%	(0.0%)	娯楽用品・楽器				
4.5%	(24.4%)	0	0.0%	(0.0%)	0	0.0%	(0.0%)	0	0.0%	(0.0%)	家具・装飾品				
0.0%	(0.0%)	151,232	38.2%	(100.0%)	147,132	70.9%	(100.0%)	4,100	2.2%	(100.0%)	その他日用品				
0.0%	(0.0%)	0	0.0%	(0.0%)	0	0.0%	(0.0%)	0	0.0%	(0.0%)	ゴム製品				
0.0%	(0.0%)	0	0.0%	(0.0%)	0	0.0%	(0.0%)	0	0.0%	(0.0%)	木製品				
0.0%	(0.0%)	0	0.0%	(0.0%)	0	0.0%	(0.0%)	0	0.0%	(0.0%)	その他製造工業品				
9.9%	(100.0%)	6,461	1.6%	(100.0%)	1,700	0.8%	(100.0%)	4,761	2.5%	(100.0%)	特殊品				
0.0%	(0.0%)	0	0.0%	(0.0%)	0	0.0%	(0.0%)	0	0.0%	(0.0%)	金属くず				
0.0%	(0.0%)	0	0.0%	(0.0%)	0	0.0%	(0.0%)	0	0.0%	(0.0%)	再利用資材				
0.0%	(0.3%)	4,761	1.2%	(73.7%)	0	0.0%	(0.0%)	4,761	2.5%	(100.0%)	動植物性製造飼料				
0.0%	(0.0%)	0	0.0%	(0.0%)	0	0.0%	(0.0%)	0	0.0%	(0.0%)	廃棄物				
0.0%	(0.0%)	1,700	0.4%	(26.3%)	1,700	0.8%	(100.0%)	0	0.0%	(0.0%)	廃土				
1.9%	(18.9%)	0	0.0%	(0.0%)	0	0.0%	(0.0%)	0	0.0%	(0.0%)	輸送用容器				
8.0%	(80.8%)	0	0.0%	(0.0%)	0	0.0%	(0.0%)	0	0.0%	(0.0%)	取合せ品				
0.0%	(0.0														

V-3. 専用岸壁取扱貨物品種別貨物量(平成24年)

(単位:トン)

	合計									外国貿易								
	計			輸移入			計			輸出			貨物量					
	貨物量	構成比	対大分類	貨物量	構成比	対大分類	貨物量	構成比	対大分類	貨物量	構成比	対大分類						
合計	2,182,467	100.0%	-	648,484	100.0%	-	1,533,983	100.0%	-	340,531	100.0%	-	12,662	100.0%	-	327,869		
(1)農水産品	0	0.0%	(0.0%)	0	0.0%	(0.0%)	0	0.0%	(0.0%)	0	0.0%	(0.0%)	0	0.0%	(0.0%)	0		
011 麦	0	0.0%	(0.0%)	0	0.0%	(0.0%)	0	0.0%	(0.0%)	0	0.0%	(0.0%)	0	0.0%	(0.0%)	0		
021 米	0	0.0%	(0.0%)	0	0.0%	(0.0%)	0	0.0%	(0.0%)	0	0.0%	(0.0%)	0	0.0%	(0.0%)	0		
022 とうもろこし	0	0.0%	(0.0%)	0	0.0%	(0.0%)	0	0.0%	(0.0%)	0	0.0%	(0.0%)	0	0.0%	(0.0%)	0		
023 豆	0	0.0%	(0.0%)	0	0.0%	(0.0%)	0	0.0%	(0.0%)	0	0.0%	(0.0%)	0	0.0%	(0.0%)	0		
024 その他雑穀	0	0.0%	(0.0%)	0	0.0%	(0.0%)	0	0.0%	(0.0%)	0	0.0%	(0.0%)	0	0.0%	(0.0%)	0		
031 野菜・果物	0	0.0%	(0.0%)	0	0.0%	(0.0%)	0	0.0%	(0.0%)	0	0.0%	(0.0%)	0	0.0%	(0.0%)	0		
041 綿花	0	0.0%	(0.0%)	0	0.0%	(0.0%)	0	0.0%	(0.0%)	0	0.0%	(0.0%)	0	0.0%	(0.0%)	0		
051 その他農産品	0	0.0%	(0.0%)	0	0.0%	(0.0%)	0	0.0%	(0.0%)	0	0.0%	(0.0%)	0	0.0%	(0.0%)	0		
061 羊	0	0.0%	(0.0%)	0	0.0%	(0.0%)	0	0.0%	(0.0%)	0	0.0%	(0.0%)	0	0.0%	(0.0%)	0		
071 その他畜産品	0	0.0%	(0.0%)	0	0.0%	(0.0%)	0	0.0%	(0.0%)	0	0.0%	(0.0%)	0	0.0%	(0.0%)	0		
081 水産	0	0.0%	(0.0%)	0	0.0%	(0.0%)	0	0.0%	(0.0%)	0	0.0%	(0.0%)	0	0.0%	(0.0%)	0		
(2)林産品	0	0.0%	(0.0%)	0	0.0%	(0.0%)	0	0.0%	(0.0%)	0	0.0%	(0.0%)	0	0.0%	(0.0%)	0		
091 原木	0	0.0%	(0.0%)	0	0.0%	(0.0%)	0	0.0%	(0.0%)	0	0.0%	(0.0%)	0	0.0%	(0.0%)	0		
092 製材	0	0.0%	(0.0%)	0	0.0%	(0.0%)	0	0.0%	(0.0%)	0	0.0%	(0.0%)	0	0.0%	(0.0%)	0		
101 樹脂	0	0.0%	(0.0%)	0	0.0%	(0.0%)	0	0.0%	(0.0%)	0	0.0%	(0.0%)	0	0.0%	(0.0%)	0		
111 木材チップ	0	0.0%	(0.0%)	0	0.0%	(0.0%)	0	0.0%	(0.0%)	0	0.0%	(0.0%)	0	0.0%	(0.0%)	0		
112 その他林産品	0	0.0%	(0.0%)	0	0.0%	(0.0%)	0	0.0%	(0.0%)	0	0.0%	(0.0%)	0	0.0%	(0.0%)	0		
121 薪炭	0	0.0%	(0.0%)	0	0.0%	(0.0%)	0	0.0%	(0.0%)	0	0.0%	(0.0%)	0	0.0%	(0.0%)	0		
(3)鉱産品	862,791	39.5%	(100.0%)	246,712	38.0%	(100.0%)	616,079	40.2%	(100.0%)	201,117	59.1%	(100.0%)	0	0.0%	(0.0%)	201,117		
131 石炭	384,183	17.6%	(44.5%)	0	0.0%	(0.0%)	384,183	25.0%	(62.4%)	0	0.0%	(0.0%)	0	0.0%	(0.0%)	0		
141 鉄鉱石	0	0.0%	(0.0%)	0	0.0%	(0.0%)	0	0.0%	(0.0%)	0	0.0%	(0.0%)	0	0.0%	(0.0%)	0		
151 金属鉱	164,637	7.5%	(19.1%)	53,018	8.2%	(21.5%)	111,619	7.3%	(18.1%)	104,304	30.6%	(51.9%)	0	0.0%	(0.0%)	104,304		
161 砂利	0	0.0%	(0.0%)	0	0.0%	(0.0%)	0	0.0%	(0.0%)	0	0.0%	(0.0%)	0	0.0%	(0.0%)	0		
162 石材	0	0.0%	(0.0%)	0	0.0%	(0.0%)	0	0.0%	(0.0%)	0	0.0%	(0.0%)	0	0.0%	(0.0%)	0		
171 原油	0	0.0%	(0.0%)	0	0.0%	(0.0%)	0	0.0%	(0.0%)	0	0.0%	(0.0%)	0	0.0%	(0.0%)	0		
181 石炭	101,617	4.7%	(11.8%)	0	0.0%	(0.0%)	101,617	6.6%	(16.5%)	96,813	28.4%	(48.1%)	0	0.0%	(0.0%)	96,813		
191 石灰石	18,660	0.9%	(2.2%)	0	0.0%	(0.0%)	18,660	1.2%	(3.0%)	0	0.0%	(0.0%)	0	0.0%	(0.0%)	0		
201 原塩	0	0.0%	(0.0%)	0	0.0%	(0.0%)	0	0.0%	(0.0%)	0	0.0%	(0.0%)	0	0.0%	(0.0%)	0		
211 非金属鉱	193,694	8.9%	(22.4%)	193,694	29.9%	(78.5%)	0	0.0%	(0.0%)	0	0.0%	(0.0%)	0	0.0%	(0.0%)	0		
(4)金属機械工業品	100,047	4.6%	(100.0%)	49,846	7.7%	(100.0%)	50,201	3.3%	(100.0%)	0	0.0%	(0.0%)	0	0.0%	(0.0%)	0		
221 鉄	0	0.0%	(0.0%)	0	0.0%	(0.0%)	0	0.0%	(0.0%)	0	0.0%	(0.0%)	0	0.0%	(0.0%)	0		
222 鋼材	38,063	1.7%	(38.0%)	0	0.0%	(0.0%)	38,063	2.5%	(75.8%)	0	0.0%	(0.0%)	0	0.0%	(0.0%)	0		
231 非鉄金属	40,388	1.9%	(40.4%)	30,614	4.7%	(61.4%)	9,774	0.6%	(19.5%)	0	0.0%	(0.0%)	0	0.0%	(0.0%)	0		
241 金属製品	0	0.0%	(0.0%)	0	0.0%	(0.0%)	0	0.0%	(0.0%)	0	0.0%	(0.0%)	0	0.0%	(0.0%)	0		
251 鉄道車両	0	0.0%	(0.0%)	0	0.0%	(0.0%)	0	0.0%	(0.0%)	0	0.0%	(0.0%)	0	0.0%	(0.0%)	0		
252 完成自動車	0	0.0%	(0.0%)	0	0.0%	(0.0%)	0	0.0%	(0.0%)	0	0.0%	(0.0%)	0	0.0%	(0.0%)	0		
253 その他輸送車両	0	0.0%	(0.0%)	0	0.0%	(0.0%)	0	0.0%	(0.0%)	0	0.0%	(0.0%)	0	0.0%	(0.0%)	0		
254 二輪自動車	0	0.0%	(0.0%)	0	0.0%	(0.0%)	0	0.0%	(0.0%)	0	0.0%	(0.0%)	0	0.0%	(0.0%)	0		
255 自動車部品	0	0.0%	(0.0%)	0	0.0%	(0.0%)	0	0.0%	(0.0%)	0	0.0%	(0.0%)	0	0.0%	(0.0%)	0		
256 その他輸送機械	12,087	0.6%	(12.1%)	9,854	1.5%	(19.8%)	2,233	0.1%	(4.4%)	0	0.0%	(0.0%)	0	0.0%	(0.0%)	0		
261 産業機械	9,509	0.4%	(9.5%)	9,378	1.4%	(18.8%)	131	0.0%	(0.3%)	0	0.0%	(0.0%)	0	0.0%	(0.0%)	0		
262 電気機械	0	0.0%	(0.0%)	0	0.0%	(0.0%)	0	0.0%	(0.0%)	0	0.0%	(0.0%)	0	0.0%	(0.0%)	0		
263 測量・光学・医療用機械	0	0.0%	(0.0%)	0	0.0%	(0.0%)	0	0.0%	(0.0%)	0	0.0%	(0.0%)	0	0.0%	(0.0%)	0		
264 事務用機器	0	0.0%	(0.0%)	0	0.0%	(0.0%)	0	0.0%	(0.0%)	0	0.0%	(0.0%)	0	0.0%	(0.0%)	0		
265 その他機械	0	0.0%	(0.0%)	0	0.0%	(0.0%)	0	0.0%	(0.0%)	0	0.0%	(0.0%)	0	0.0%	(0.0%)	0		
(5)化学工業品	1,219,629	55.9%	(100.0%)	351,926	54.3%	(100.0%)	867,703	56.6%	(100.0%)	139,414	40.9%	(100.0%)	12,662	100.0%	(100.0%)	126,752		
271 陶磁器	0	0.0%	(0.0%)	0	0.0%	(0.0%)	0	0.0%	(0.0%)	0	0.0%	(0.0%)	0	0.0%	(0.0%)	0		
281 セメント	0	0.0%	(0.0%)	0	0.0%	(0.0%)	0	0.0%	(0.0%)	0	0.0%	(0.0%)	0	0.0%	(0.0%)	0		
291 ガラス類	0	0.0%	(0.0%)	0	0.0%	(0.0%)	0	0.0%	(0.0%)	0	0.0%	(0.0%)	0	0.0%	(0.0%)	0		
301 窯業	0	0.0%	(0.0%)	0	0.0%	(0.0%)	0	0.0%	(0.0%)	0	0.0%	(0.0%)	0	0.0%	(0.0%)	0		
311 重油	501,105	23.0%	(41.1%)	30,703	4.7%	(8.7%)	470,402	30.7%	(54.2%)	33,774	9.9%	(24.2%)	0	0.0%	(0.0%)	33,774		
321 石油製品	476,993	21.9%	(39.1%)	229,775	35.4%	(65.3%)	247,218	16.1%	(28.5%)	105,640	31.0%	(75.8%)	12,662	100.0%	(100.0%)	92,978		
322 LNG(液化天然ガス)	0	0.0%	(0.0%)	0	0.0%	(0.0%)	0	0.0%	(0.0%)	0	0.0%	(0.0%)	0	0.0%	(0.0%)	0		
323 LPG(液化石油ガス)	0	0.0%	(0.0%)	0	0.0%	(0.0%)	0	0.0%	(0.0%)	0	0.0%	(0.0%)	0	0.0%	(0.0%)	0		
324 その他石油製品	0	0.0%	(0.0%)	0	0.0%	(0.0%)	0	0.0%	(0.0%)	0	0.0%	(0.0%)	0	0.0%	(0.0%)	0		
331 コークス	0	0.0%	(0.0%)	0	0.0%	(0.0%)	0	0.0%	(0.0%)	0	0.0%	(0.0%)	0	0.0%	(0.0%)	0		
341 石炭製品	0	0.0%	(0.0%)	0	0.0%	(0.0%)	0	0.0%	(0.0%)	0	0.0%	(0.0%)	0	0.0%	(0.0%)	0		
351 化学薬品	241,531	11.1%	(19.8%)	91,448	14.1%	(26.0%)	150,083	9.8%	(17.3%)	0	0.0%	(0.0%)	0	0.0%	(0.0%)	0		
361 化学肥料	0	0.0%	(0.0%)	0	0.0%	(0.0%)	0	0.0%	(0.0%)	0	0.0%	(0.0%)	0	0.0%	(0.0%)	0		
371 染料・塗料・合成樹脂・その他化学工業品	0	0.0%	(0.0%)	0	0.0%	(0.0%)	0	0.0%	(0.0%)	0	0.0%	(0.0%)	0	0.0%	(0.0%)	0		
(6)軽工業品	0	0.0%	(0.0%)	0	0.0%	(0.0%)	0	0.0%	(0.0%)	0	0.0%	(0.0%)	0	0.0%	(0.0%)	0		
381 紙・パルプ	0	0.0%	(0.0%)	0	0.0%	(0.0%)	0	0.0%	(0.0%)	0	0.0%	(0.0%)	0	0.0%	(0.0%)	0		
391 糸及び紡績半製品	0	0.0%	(0.0%)	0	0.0%	(0.0%)	0	0.0%	(0.0%)	0	0.0%	(0.0%)	0	0.0%	(0.0%)	0		
401 その他繊維工業品	0	0.0%	(0.0%)	0	0.0%	(0.0%)	0	0.0%	(0.0%)	0	0.0%	(0.0%)	0	0.0%	(0.0%)	0		
411 砂糖	0	0.0%	(0.0%)	0	0.0%	(0.0%)	0	0.0%	(0.0%)	0	0.0%	(0.0%)	0	0.0%	(0.0%)	0		
421 製造食品	0	0.0%	(0.0%)	0	0.0%	(0.0%)	0	0.0%	(0.0%)	0	0.0%	(0.0%)	0	0.0%	(0.0%)	0		
422 飲料	0	0.0%	(0.0%)	0	0.0%	(0.0%)	0	0.0%	(0.0%)	0	0.0%	(0.0%)	0	0.0%	(0.0%)	0		
423 水	0	0.0%	(0.0%)	0	0.0%	(0.0%)	0	0.0%	(0.0%)	0	0.0%	(0.0%)	0	0.0%	(0.0%)	0		
424 たばこ	0	0.0%	(0.0%)	0	0.0%	(0.0%)	0	0.0%	(0.0%)	0	0.0%	(0.0%)	0	0.0%	(0.0%)	0		
425 その他食料工業品	0	0.0%	(0.0%)	0	0.0%	(0.0%)	0	0.0%	(0.0%)	0	0.0%	(0.0%)	0	0.0%	(0.0%)	0		
(7)雑工業品	0	0.0%	(0.0%)	0	0.0%	(0.0%)	0	0.0%	(0.0%)	0	0.0%	(0.0%)	0	0.0%	(0.0%)	0		
431 がん具	0	0.0%	(0.0%)	0	0.0%	(0.0%)	0	0.0%	(0.0%)	0	0.0%	(0.0%)	0	0.0%	(0.0%)	0		
441 衣服・身廻品・はきもの	0	0.0%	(0.0%)	0	0.0%	(0.0												

V-3. 専用岸壁取扱貨物品別貨物量(平成24年)

(単位:トン)

輸入	国内貿易										
	計					移出		移入			
	構成比	対大分類	貨物量	構成比	対大分類	貨物量	構成比	対大分類	貨物量	構成比	対大分類
100.0%	-	1,841,936	100.0%	-	635,822	100.0%	-	1,206,114	100.0%	-	
0.0%	(0.0%)	0	0.0%	(0.0%)	0	0.0%	(0.0%)	0	0.0%	(0.0%)	農 水 産 品
0.0%	(0.0%)	0	0.0%	(0.0%)	0	0.0%	(0.0%)	0	0.0%	(0.0%)	麦
0.0%	(0.0%)	0	0.0%	(0.0%)	0	0.0%	(0.0%)	0	0.0%	(0.0%)	米
0.0%	(0.0%)	0	0.0%	(0.0%)	0	0.0%	(0.0%)	0	0.0%	(0.0%)	とうもろこし
0.0%	(0.0%)	0	0.0%	(0.0%)	0	0.0%	(0.0%)	0	0.0%	(0.0%)	豆
0.0%	(0.0%)	0	0.0%	(0.0%)	0	0.0%	(0.0%)	0	0.0%	(0.0%)	その他雑穀
0.0%	(0.0%)	0	0.0%	(0.0%)	0	0.0%	(0.0%)	0	0.0%	(0.0%)	野菜・果物
0.0%	(0.0%)	0	0.0%	(0.0%)	0	0.0%	(0.0%)	0	0.0%	(0.0%)	綿
0.0%	(0.0%)	0	0.0%	(0.0%)	0	0.0%	(0.0%)	0	0.0%	(0.0%)	その他農産品
0.0%	(0.0%)	0	0.0%	(0.0%)	0	0.0%	(0.0%)	0	0.0%	(0.0%)	羊
0.0%	(0.0%)	0	0.0%	(0.0%)	0	0.0%	(0.0%)	0	0.0%	(0.0%)	その他畜産品
0.0%	(0.0%)	0	0.0%	(0.0%)	0	0.0%	(0.0%)	0	0.0%	(0.0%)	水産品
0.0%	(0.0%)	0	0.0%	(0.0%)	0	0.0%	(0.0%)	0	0.0%	(0.0%)	林産品
0.0%	(0.0%)	0	0.0%	(0.0%)	0	0.0%	(0.0%)	0	0.0%	(0.0%)	原木
0.0%	(0.0%)	0	0.0%	(0.0%)	0	0.0%	(0.0%)	0	0.0%	(0.0%)	製材
0.0%	(0.0%)	0	0.0%	(0.0%)	0	0.0%	(0.0%)	0	0.0%	(0.0%)	樹脂類
0.0%	(0.0%)	0	0.0%	(0.0%)	0	0.0%	(0.0%)	0	0.0%	(0.0%)	木材チップ
0.0%	(0.0%)	0	0.0%	(0.0%)	0	0.0%	(0.0%)	0	0.0%	(0.0%)	その他林産品
0.0%	(0.0%)	0	0.0%	(0.0%)	0	0.0%	(0.0%)	0	0.0%	(0.0%)	薪
61.3%	(100.0%)	661,674	35.9%	(100.0%)	246,712	38.8%	(100.0%)	414,962	34.4%	(100.0%)	鉱産品
0.0%	(0.0%)	384,183	20.9%	(58.1%)	0	0.0%	(0.0%)	384,183	31.9%	(92.6%)	石炭
0.0%	(0.0%)	0	0.0%	(0.0%)	0	0.0%	(0.0%)	0	0.0%	(0.0%)	鉄鉱石
31.8%	(51.9%)	60,333	3.3%	(9.1%)	53,018	8.3%	(21.5%)	7,315	0.6%	(1.8%)	金属
0.0%	(0.0%)	0	0.0%	(0.0%)	0	0.0%	(0.0%)	0	0.0%	(0.0%)	砂利
0.0%	(0.0%)	0	0.0%	(0.0%)	0	0.0%	(0.0%)	0	0.0%	(0.0%)	石材
0.0%	(0.0%)	0	0.0%	(0.0%)	0	0.0%	(0.0%)	0	0.0%	(0.0%)	原油
29.5%	(48.1%)	4,804	0.3%	(0.7%)	0	0.0%	(0.0%)	4,804	0.4%	(1.2%)	りん鉱石
0.0%	(0.0%)	18,660	1.0%	(2.8%)	0	0.0%	(0.0%)	18,660	1.5%	(4.5%)	石灰
0.0%	(0.0%)	0	0.0%	(0.0%)	0	0.0%	(0.0%)	0	0.0%	(0.0%)	原塩
0.0%	(0.0%)	193,694	10.5%	(29.3%)	193,694	30.5%	(78.5%)	0	0.0%	(0.0%)	非金属鉱物
0.0%	(0.0%)	100,047	5.4%	(100.0%)	49,846	7.8%	(100.0%)	50,201	4.2%	(100.0%)	金属機械工業品
0.0%	(0.0%)	0	0.0%	(0.0%)	0	0.0%	(0.0%)	0	0.0%	(0.0%)	鉄
0.0%	(0.0%)	38,063	2.1%	(38.0%)	0	0.0%	(0.0%)	38,063	3.2%	(75.8%)	鋼材
0.0%	(0.0%)	40,388	2.2%	(40.4%)	30,614	4.8%	(61.4%)	9,774	0.8%	(19.5%)	非鉄金属
0.0%	(0.0%)	0	0.0%	(0.0%)	0	0.0%	(0.0%)	0	0.0%	(0.0%)	金属製品
0.0%	(0.0%)	0	0.0%	(0.0%)	0	0.0%	(0.0%)	0	0.0%	(0.0%)	鉄道車両
0.0%	(0.0%)	0	0.0%	(0.0%)	0	0.0%	(0.0%)	0	0.0%	(0.0%)	完成自動車
0.0%	(0.0%)	0	0.0%	(0.0%)	0	0.0%	(0.0%)	0	0.0%	(0.0%)	その他輸送用車両
0.0%	(0.0%)	0	0.0%	(0.0%)	0	0.0%	(0.0%)	0	0.0%	(0.0%)	二輪自動車
0.0%	(0.0%)	0	0.0%	(0.0%)	0	0.0%	(0.0%)	0	0.0%	(0.0%)	自動車部品
0.0%	(0.0%)	12,087	0.7%	(12.1%)	9,854	1.5%	(19.8%)	2,233	0.2%	(4.4%)	その他輸送機械
0.0%	(0.0%)	9,509	0.5%	(9.5%)	9,378	1.5%	(18.8%)	131	0.0%	(0.3%)	産業機械
0.0%	(0.0%)	0	0.0%	(0.0%)	0	0.0%	(0.0%)	0	0.0%	(0.0%)	電気機械
0.0%	(0.0%)	0	0.0%	(0.0%)	0	0.0%	(0.0%)	0	0.0%	(0.0%)	測量・光学・医療用機械
0.0%	(0.0%)	0	0.0%	(0.0%)	0	0.0%	(0.0%)	0	0.0%	(0.0%)	事務用機器
0.0%	(0.0%)	0	0.0%	(0.0%)	0	0.0%	(0.0%)	0	0.0%	(0.0%)	その他機械
38.7%	(100.0%)	1,080,215	58.6%	(100.0%)	339,264	53.4%	(100.0%)	740,951	61.4%	(100.0%)	化学工業品
0.0%	(0.0%)	0	0.0%	(0.0%)	0	0.0%	(0.0%)	0	0.0%	(0.0%)	陶磁器
0.0%	(0.0%)	0	0.0%	(0.0%)	0	0.0%	(0.0%)	0	0.0%	(0.0%)	セメント
0.0%	(0.0%)	0	0.0%	(0.0%)	0	0.0%	(0.0%)	0	0.0%	(0.0%)	ガラス類
0.0%	(0.0%)	0	0.0%	(0.0%)	0	0.0%	(0.0%)	0	0.0%	(0.0%)	窯業品
10.3%	(26.6%)	467,331	25.4%	(43.3%)	30,703	4.8%	(9.0%)	436,628	36.2%	(58.9%)	重油
28.4%	(73.4%)	371,353	20.2%	(34.4%)	217,113	34.1%	(64.0%)	154,240	12.8%	(20.8%)	石油製品
0.0%	(0.0%)	0	0.0%	(0.0%)	0	0.0%	(0.0%)	0	0.0%	(0.0%)	LNG(液化天然ガス)
0.0%	(0.0%)	0	0.0%	(0.0%)	0	0.0%	(0.0%)	0	0.0%	(0.0%)	LPG(液化石油ガス)
0.0%	(0.0%)	0	0.0%	(0.0%)	0	0.0%	(0.0%)	0	0.0%	(0.0%)	その他石油製品
0.0%	(0.0%)	0	0.0%	(0.0%)	0	0.0%	(0.0%)	0	0.0%	(0.0%)	コークス
0.0%	(0.0%)	0	0.0%	(0.0%)	0	0.0%	(0.0%)	0	0.0%	(0.0%)	石炭製品
0.0%	(0.0%)	241,531	13.1%	(22.4%)	91,448	14.4%	(27.0%)	150,083	12.4%	(20.3%)	化学薬品
0.0%	(0.0%)	0	0.0%	(0.0%)	0	0.0%	(0.0%)	0	0.0%	(0.0%)	化学肥料
0.0%	(0.0%)	0	0.0%	(0.0%)	0	0.0%	(0.0%)	0	0.0%	(0.0%)	染料・塗料・合成樹脂・その他化学工業品
0.0%	(0.0%)	0	0.0%	(0.0%)	0	0.0%	(0.0%)	0	0.0%	(0.0%)	軽工業品
0.0%	(0.0%)	0	0.0%	(0.0%)	0	0.0%	(0.0%)	0	0.0%	(0.0%)	紙・パルプ
0.0%	(0.0%)	0	0.0%	(0.0%)	0	0.0%	(0.0%)	0	0.0%	(0.0%)	糸及び紡績半製品
0.0%	(0.0%)	0	0.0%	(0.0%)	0	0.0%	(0.0%)	0	0.0%	(0.0%)	その他繊維工業品
0.0%	(0.0%)	0	0.0%	(0.0%)	0	0.0%	(0.0%)	0	0.0%	(0.0%)	砂糖
0.0%	(0.0%)	0	0.0%	(0.0%)	0	0.0%	(0.0%)	0	0.0%	(0.0%)	製造食品
0.0%	(0.0%)	0	0.0%	(0.0%)	0	0.0%	(0.0%)	0	0.0%	(0.0%)	飲料
0.0%	(0.0%)	0	0.0%	(0.0%)	0	0.0%	(0.0%)	0	0.0%	(0.0%)	水
0.0%	(0.0%)	0	0.0%	(0.0%)	0	0.0%	(0.0%)	0	0.0%	(0.0%)	たばこ
0.0%	(0.0%)	0	0.0%	(0.0%)	0	0.0%	(0.0%)	0	0.0%	(0.0%)	その他食料工業品
0.0%	(0.0%)	0	0.0%	(0.0%)	0	0.0%	(0.0%)	0	0.0%	(0.0%)	雑工業品
0.0%	(0.0%)	0	0.0%	(0.0%)	0	0.0%	(0.0%)	0	0.0%	(0.0%)	がらん具
0.0%	(0.0%)	0	0.0%	(0.0%)	0	0.0%	(0.0%)	0	0.0%	(0.0%)	衣服・身廻品・はきもの
0.0%	(0.0%)	0	0.0%	(0.0%)	0	0.0%	(0.0%)	0	0.0%	(0.0%)	文房具・運動器
0.0%	(0.0%)	0	0.0%	(0.0%)	0	0.0%	(0.0%)	0	0.0%	(0.0%)	娯楽用品・楽器
0.0%	(0.0%)	0	0.0%	(0.0%)	0	0.0%	(0.0%)	0	0.0%	(0.0%)	家具・装飾品
0.0%	(0.0%)	0	0.0%	(0.0%)	0	0.0%	(0.0%)	0	0.0%	(0.0%)	その他日用品
0.0%	(0.0%)	0	0.0%	(0.0%)	0	0.0%	(0.0%)	0	0.0%	(0.0%)	ゴム製品
0.0%	(0.0%)	0	0.0%	(0.0%)	0	0.0%	(0.0%)	0	0.0%	(0.0%)	木製製品
0.0%	(0.0%)	0	0.0%	(0.0%)	0	0.0%	(0.0%)	0	0.0%	(0.0%)	その他製造工業品
0.0%	(0.0%)	0	0.0%	(0.0%)	0	0.0%	(0.0%)	0	0.0%	(0.0%)	特殊品
0.0%	(0.0%)	0	0.0%	(0.0%)	0	0.0%	(0.0%)	0	0.0%	(0.0%)	金属くず
0.0%	(0.0%)	0	0.0%	(0.0%)	0	0.0%	(0.0%)	0	0.0%	(0.0%)	再利用資材
0.0%	(0.0%)	0	0.0%	(0.0%)	0	0.0%	(0.0%)	0	0.0%	(0.0%)	動植物性製造飼肥料
0.0%	(0.0%)	0	0.0%	(0.0%)	0	0.0%	(0.0%)	0	0.0%	(0.0%)	廃棄物
0.0%	(0.0%)	0	0.0%	(0.0%)	0	0.0%	(0.0%)	0	0.0%	(0.0%)	廃土
0.0%	(0.0%)	0	0.0%	(0.0%)	0	0.0%	(0.0%)	0	0.0%	(0.0%)	輸送用容器
0.0%	(0.0%)	0	0.0%	(0.0%)	0	0.0%	(0.0%)	0	0.0%	(0.0%)	取合せ品
0.0%	(0.0%)	0	0.0%	(0.0%)	0	0.0%	(0.0%)	0	0.0%	(0.0%)	分類不能のもの
0.0%	(0.0%)	0	0.0%	(0.0%)	0	0.0%	(0.0%)	0	0.0%	(0.0%)	分類不能のもの