

# 下関港統計年報

—平成22年（2010年）—

下関市港湾局

- 入出港船舶は、荷役の有無にかかわらず、総トン数5トン以上のものについて調査しました。
- 貨物数量は、原則としてフレートトンによって計算しました。即ち、容積は1.133立方メートル、重量は1,000kgをもって1トンとし、容積または重量のいずれか大なる方をもって計算しました。
- 各統計は、当港湾局調査資料のほか、申告者、関係団体、官公庁各位のご協力を得て調査したものです。

## 概要

下関港の平成22年(2010年)の

入港船舶数は、37,163隻で前年比1.6%の減少、総トン数は、14,280,725トンで前年比0.3%の増加であった。

外航船では、入港船舶数1,571隻で前年比0.8%の増加、総トン数7,264,622トンで前年比0.1%の減少となった。

内航船では、入港船舶数35,592隻で前年比1.7%の減少、総トン数7,016,103トンで前年比0.7%の増加となった。

海上出入貨物は、合計が6,451,175トンで前年比13.0%の増加となった。

外貿貨物は、輸出が1,043,794トンで前年比22.4%の増加、輸入が1,362,843トンで前年比30.7%の増加、合計が2,406,637トンで前年比27.0%の増加となった。

国別では、対韓国貿易は、1,335,191トンで前年比34.3%の増加、対中国貿易は、593,353トンで前年比49.5%の増加であった。

内貿貨物は、移出が1,922,058トンで前年比9.5%の増加、移入が2,122,480トンで前年比3.0%の増加、合計が4,044,538トンで前年比6.0%の増加となった。

フェリー貨物を除く主な取扱貨物は、輸出ではゴム製品、産業機械、測量・光学・医療用機械、完成自動車、輸入では石油製品、衣服・身廻品・はきもの、水産品、金属鉱、りん鉱石、移出では石油製品、ゴム製品、非金属鉱物、化学薬品、移入では石炭、重油、化学薬品、鋼材などであった。

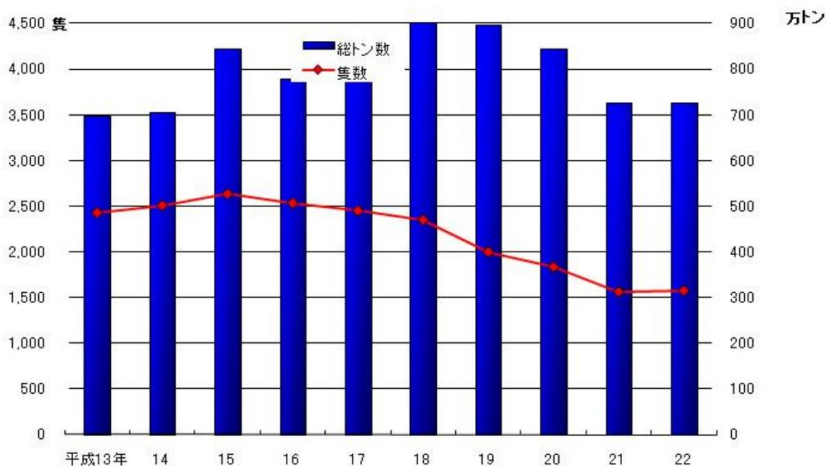
外貿コンテナ貨物は、個数では、輸出が40,609TEUで前年比21.6%の増加、輸入が41,825TEUで前年比18.4%の増加、合計が82,434TEUで20.0%の増加となった。

貨物量は、輸出が499,322トンで前年比63.4%の増加、輸入が636,927トンで前年比20.9%の増加、合計が1,136,249トンで前年比36.5%の増加となった。

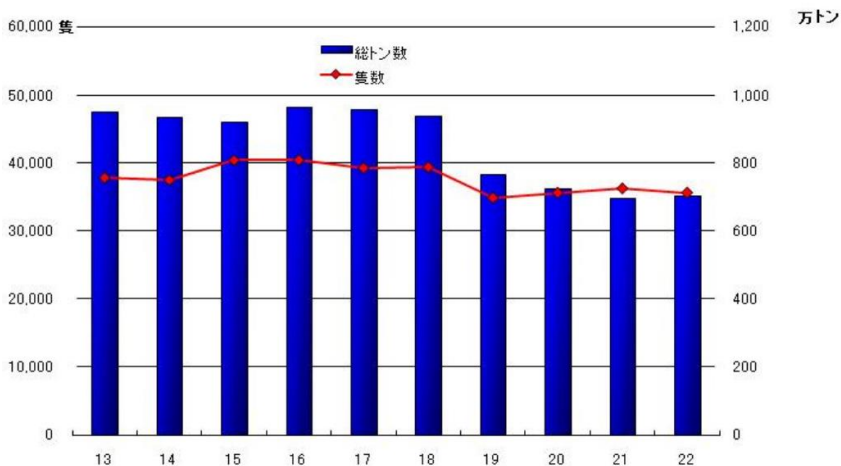
主なコンテナ取扱貨物は、輸出では、産業機械、測量・光学・医療用機械、その他輸送機械、水産品、輸入では衣服・身廻品・はきもの、取合せ品、水産品、産業機械などであった。

# I. 図表

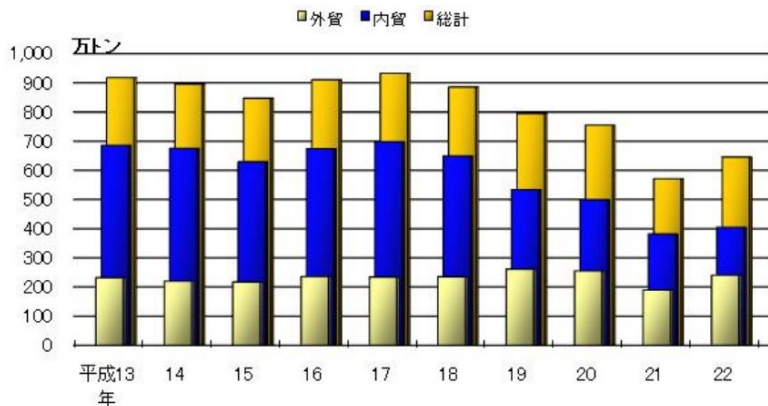
## I-1. 外航入港船舶の推移 (隻数・総トン数)



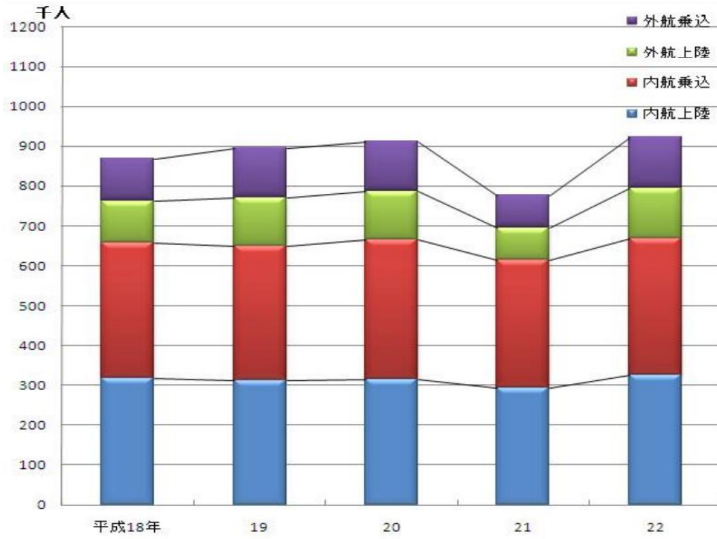
## I-2. 内航入港船舶の推移 (隻数・総トン数)



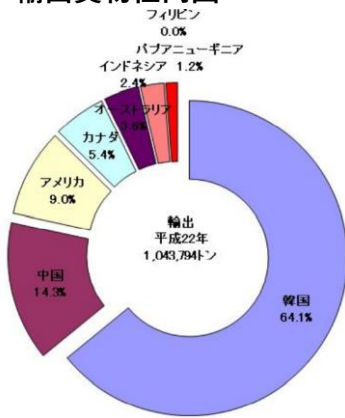
## I-3. 海上出入貨物の推移



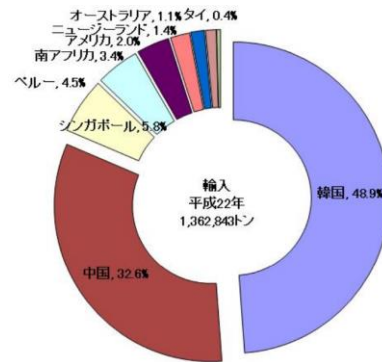
### I-4. 船舶乗降人員の推移



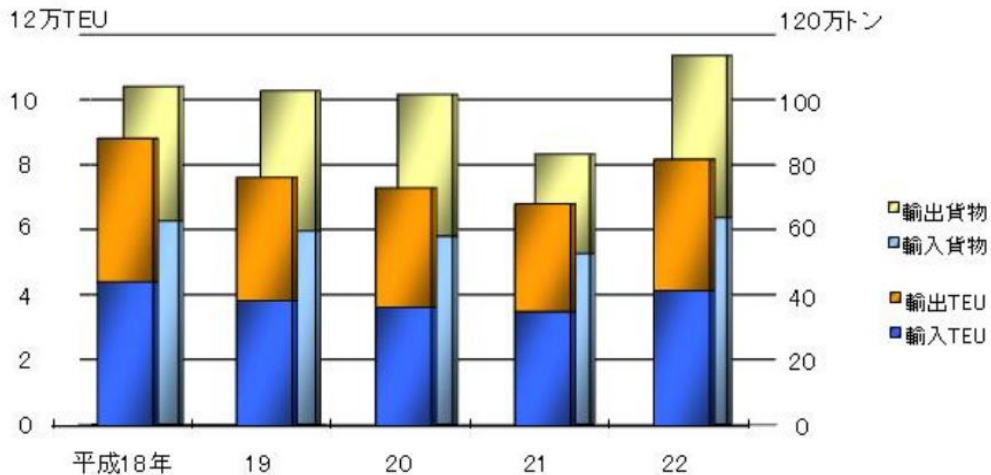
### I-5. 輸出貨物仕向国



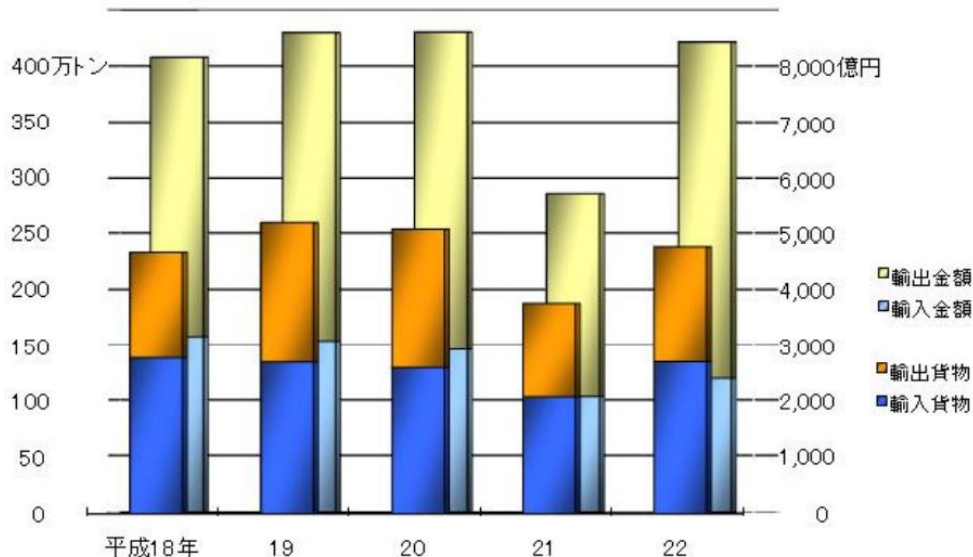
### I-6. 輸入貨物仕向国



### I-7. コンテナ個数・貨物量の推移



## I-8. 外国貿易貨物量・貿易額の推移



## I-9. 主要取扱貨物

輸 出			輸 入		
品 種	数量	構成比	品 種	数量	構成比
完 成 自 動 車	283,170	( 27.1%)	完 成 自 動 車	255,280	( 18.7%)
[うちフェリー貨物]	[234,580]	[ 22.5%]	[うちフェリー貨物]	[254,150]	[ 18.6%]
ゴ ム 製 品	224,086	( 21.5%)	石 油 製 品	184,666	( 13.6%)
産 業 機 械	155,599	( 14.9%)	衣服・身廻品・はぎもの	157,380	( 11.5%)
測量・光学・医療用機械	125,065	( 12.0%)	水 産 品	106,888	( 7.8%)
水 産 品	44,923	( 4.3%)	金 属	103,565	( 7.6%)
電 気 機 械	39,743	( 3.8%)	取 合 せ 品	87,060	( 6.4%)
そ の 他 輸 送 機 械	30,520	( 2.9%)	リ ン 鉱 石	68,953	( 5.1%)
取 合 せ 品	24,188	( 2.3%)	産 業 機 械	58,003	( 4.3%)
そ の 他 機 械	22,620	( 2.2%)	そ の 他 輸 送 機 械	44,740	( 3.3%)
そ の 他 日 用 品	12,065	( 1.4%)	野 菜 ・ 果 物	43,027	( 3.2%)

移 出			移 入		
品 種	数量	構成比	品 種	数量	構成比
完 成 自 動 車	1,041,440	( 54.2%)	完 成 自 動 車	968,425	( 45.6%)
[うちフェリー貨物]	[1,041,440]	[54.2%]	[うちフェリー貨物]	[941,080]	[ 44.3%]
石 油 製 品	224,390	( 11.7%)	石 炭	313,489	( 14.8%)
ゴ ム 製 品	158,525	( 8.2%)	重 油	312,022	( 14.7%)
非 金 属 鉱 物	155,822	( 8.1%)	化 学 薬 品	146,516	( 6.9%)
化 学 薬 品	121,411	( 6.3%)	鋼	99,266	( 4.7%)
水	67,937	( 3.5%)	石 油 製 品	51,960	( 2.4%)
金 属 鉱 物	60,670	( 3.2%)	砂 利 ・ 砂	48,230	( 2.3%)
重 油	48,408	( 2.5%)	非 鉄 金 属	43,029	( 2.0%)
非 鉄 金 属	33,701	( 1.8%)	と う も ろ こ し	36,651	( 1.7%)
産 業 機 械	9,220	( 0.5%)	水 産 品	28,106	( 1.3%)

Ⅱ-1. 入港船舶表(平成22年)

区 分	商 船		漁 船		避 難 船		そ の 他		合 計	
	隻数	総トン数	隻数	総トン数	隻数	総トン数	隻数	総トン数	隻数	総トン数
外 航	(1,290)	(5,814,221)	(12)	(1,344)			(14)	(15,736)	(1,316)	(5,831,301)
	1,539	7,243,781	16	2,761			16	18,080	1,571	7,264,622
内 航	28,014	5,914,076	7,033	724,443			545	377,584	35,592	7,016,103
計	(1,290)	(5,814,221)	(12)	(1,344)			(14)	(15,736)	(1,316)	(5,831,301)
	29,553	13,157,857	7,049	727,204			561	395,664	37,163	14,280,725
平成21年	(1,285)	(5,964,559)	(15)	(1,524)			(10)	(11,849)	(1,310)	(5,977,932)
	29,083	13,107,297	8,256	860,412	2	669	438	272,904	37,779	14,241,282

注:( )内は外国船で内数

Ⅱ－2. 月別入港最大船舶(平成22年・公共岸壁で商船のみ)

	外 国 船				日 本 船		
	けい留場所	国 籍	船 名	総トン数	けい留場所	船 名	総トン数
1 月	10号	パナマ	RAKIURA MARU	17,940	18号	はまゆう	7,747
2 月	10号	バハマ	EMU ARROW	36,008	18号	はまゆう	7,747
3 月	10号	パナマ	RAKIURA MARU	17,940	18号	はまゆう	7,747
4 月	10号	バハマ	KITE ARROW	36,008	18号	はまゆう	7,747
5 月	10号	パナマ	RAKIURA MARU	17,940	18号	はまゆう	7,747
6 月	10号	バハマ	WEAVER ARROW	36,008	18号	はまゆう	7,747
7 月	10号	パナマ	RAKIURA MARU	17,940	あるかぼーと	ふじ丸	23,235
8 月	10号	バハマ	EMU ARROW	36,008	10号	PACIFIC VENUS	26,594
9 月	新港1号	マーシャル諸島共和国	RICKMERS SINGAPORE	23,119	16号	ふじ丸	23,235
10 月	10号	バハマ	MANDARIN ARROW	35,998	18号	はまゆう	7,747
11 月	10号	バヌアツ共和国	YOUNG SPIRIT	19,781	18号	はまゆう	7,747
12 月	10号	バハマ	PENGUIN ARROW	36,008	18号	はまゆう	7,747



Ⅱ-3. 入港船舶の内外航別・トン数階級別年次表

年次	合計		内外航別				10,000トン以上		6,000トン以上10,000トン未満		3,000トン以下
			外航		内航		隻数	総トン数	隻数	総トン数	隻数
	隻数	総トン数	隻数	総トン数	隻数	総トン数					
昭和元年	200,148	12,254,034	79	36,753	200,069	12,217,281	-	-	-	-	-
5	151,707	9,540,174	15	36,212	151,692	9,503,962	-	-	-	-	-
10	462,748	25,067,151	54	131,015	462,694	24,936,136	-	-	-	-	-
15	345,739	36,929,054	-	-	345,739	36,929,054	-	-	-	-	-
23	10,678	1,731,837	-	-	10,678	1,731,837	-	-	-	-	-
24	11,478	2,282,203	-	-	11,478	2,282,203	-	-	-	-	-
25	90,886	7,416,847	49	180,971	90,837	7,235,876	-	-	-	-	-
26	113,321	14,048,908	82	286,704	113,239	13,762,204	-	-	-	-	-
27	90,239	10,698,295	155	273,794	90,084	10,424,501	-	-	-	-	-
28	96,694	11,614,229	127	440,414	96,567	11,773,885	-	-	-	-	-
29	100,043	11,123,729	69	372,581	99,974	10,751,148	-	-	-	-	-
30	91,637	11,397,662	118	305,168	91,519	11,092,494	-	-	-	-	-
31	49,725	10,903,695	219	595,329	49,506	10,308,356	-	-	-	-	-
32	57,643	12,722,644	177	981,110	57,466	11,741,534	8	93,632	116	855,731	81
33	80,323	12,628,613	357	1,132,287	79,966	11,496,326	7	95,723	85	650,570	55
34	77,185	10,668,916	266	978,072	76,919	9,690,844	9	125,342	65	487,299	59
35	78,151	11,342,295	378	1,650,773	77,773	9,691,522	10	124,019	117	868,629	124
36	75,664	10,779,520	460	2,515,575	75,204	8,263,945	40	485,068	182	1,385,292	120
37	77,257	9,584,154	511	2,130,572	76,746	7,453,582	47	618,572	121	915,303	122
38	77,317	9,909,820	484	2,120,958	76,833	7,788,862	51	709,921	111	880,470	118
39	75,909	10,125,491	513	2,497,987	75,396	7,627,504	56	779,378	147	1,152,687	101
40	74,237	10,012,772	546	2,816,991	73,691	7,195,781	64	965,522	145	1,162,485	138
41	72,665	11,222,305	778	3,817,966	71,887	7,404,339	64	917,072	247	1,981,550	163
42	71,059	12,759,363	1,503	4,802,165	69,556	7,957,198	94	1,308,767	267	2,147,685	188
43	73,913	15,331,482	2,173	6,188,991	71,740	9,142,491	174	2,647,505	270	2,178,422	187
44	65,317	13,536,576	1,802	4,884,621	63,515	8,651,955	141	2,133,119	216	1,787,371	135
45	64,124	13,330,844	1,849	4,657,738	62,275	8,673,106	128	1,923,182	174	1,422,362	226
46	65,993	15,196,637	2,300	4,449,558	63,693	10,747,079	118	1,896,260	119	995,325	272
47	71,576	18,122,262	1,972	4,231,120	69,604	13,891,142	132	2,051,269	165	1,311,622	258
48	69,319	19,794,101	1,532	5,014,009	67,787	14,780,092	159	2,869,143	132	1,086,670	283
49	66,845	20,012,951	2,763	5,815,479	64,082	14,197,472	209	3,769,344	140	1,139,254	274
50	65,263	18,326,908	3,798	4,501,693	61,465	13,825,215	145	2,480,399	110	885,776	273
51	59,316	16,232,694	4,613	5,173,650	54,703	11,059,044	148	2,664,650	116	937,690	310
52	61,177	16,897,737	3,824	4,932,755	57,353	11,964,982	139	2,437,996	106	859,628	298
53	59,453	15,473,830	3,551	4,738,280	55,902	10,735,550	130	2,322,400	91	750,141	264
54	60,811	16,157,061	3,244	4,925,267	57,567	11,231,794	147	2,662,910	71	585,244	262
55	59,510	16,393,523	3,097	4,669,230	56,413	11,724,293	128	2,272,707	87	739,948	267
56	56,637	15,582,241	3,048	4,749,171	53,589	10,833,070	130	2,242,361	96	837,466	247
57	53,723	14,859,932	3,062	4,131,015	50,661	10,728,917	114	2,073,201	61	512,232	254
58	56,071	15,237,566	3,192	4,448,299	52,879	10,789,267	100	1,724,280	64	553,237	342
59	54,025	15,345,317	2,810	4,514,663	51,215	10,830,654	99	1,724,752	97	744,694	356
60	51,322	15,248,792	2,391	5,034,527	48,931	10,214,265	108	2,061,619	200	1,417,702	248
61	51,764	14,682,011	2,303	4,645,115	49,461	10,036,896	94	1,785,988	191	1,319,244	239
62	51,381	14,614,932	2,094	4,667,424	49,287	9,947,508	104	1,851,693	189	1,331,575	231
63	52,619	14,741,428	1,989	4,642,007	50,630	10,099,421	112	1,827,345	339	2,236,358	97
平成元年	49,738	14,698,136	1,679	4,798,791	48,059	9,899,345	117	1,922,490	383	2,534,062	96
2	47,923	14,241,499	1,653	4,504,899	46,270	9,736,600	104	1,746,499	379	2,475,087	74
3	47,927	14,528,402	1,632	4,466,478	46,295	10,061,924	109	1,752,402	391	2,594,176	69
4	46,030	14,829,558	1,600	4,810,624	44,430	10,018,934	116	1,996,674	396	2,634,678	63
5	46,832	15,470,836	1,922	5,502,049	44,910	9,968,787	123	2,102,664	385	2,539,513	62
6	46,613	15,239,352	1,877	5,454,751	44,736	9,784,601	125	2,281,759	360	2,336,085	63
7	46,747	14,773,184	1,891	5,188,991	44,856	9,584,193	112	2,003,621	367	2,386,189	60
8	45,455	15,238,452	1,869	5,363,058	43,586	9,875,394	86	1,754,919	391	2,646,108	99
9	42,675	14,652,412	2,080	5,381,135	40,595	9,271,277	96	1,678,137	405	2,774,188	80
10	45,757	14,667,809	2,154	5,182,596	43,603	9,485,213	71	1,315,579	408	2,928,789	79
11	44,520	15,100,500	2,096	5,890,658	42,424	9,209,842	77	1,495,834	399	3,039,754	134
12	41,800	16,654,496	2,453	6,605,348	39,347	10,049,148	79	1,676,032	432	3,243,583	304
13	40,213	16,494,532	2,431	6,973,420	37,782	9,521,112	77	1,726,886	464	3,544,985	328
14	39,960	16,404,495	2,510	7,059,788	37,450	9,344,707	88	1,902,474	465	3,684,172	167
15	42,982	17,645,950	2,638	8,440,112	40,344	9,205,838	164	3,181,721	431	3,354,284	199
16	42,921	17,465,648	2,537	7,796,949	40,384	9,668,699	172	3,331,605	396	3,149,104	72
17	41,682	18,300,457	2,453	8,702,777	39,229	9,597,680	228	4,206,822	381	3,022,124	93
18	41,697	18,440,340	2,351	9,049,895	39,346	9,390,445	260	4,671,776	389	3,090,078	115
19	36,845	16,634,456	1,999	8,961,041	34,846	7,673,415	261	4,905,201	370	2,924,419	106
20	37,409	15,676,429	1,834	8,450,127	35,575	7,226,302	216	4,090,821	368	2,912,602	158
21	37,779	14,241,282	1,558	7,273,574	36,221	6,967,708	175	3,174,985	399	3,112,362	107
22	(1,316) 37,163	(5,831,301) 14,280,725	(1,316) 1,571	(5,831,301) 7,264,622	35,592	7,016,103	外航 (142) 144	(2,573,466) 2,618,604	(297) 471	(2,199,615) 3,547,593	(138) 138
						内航 4	88,836	8	73,081	24	
						合計 148	2,707,440	479	3,620,674	162	

注: ( )内は外国船で内数。

トン数階級別の昭和31年以前のデータはなし。

Ⅱ-3. 入港船舶の内外航別・トン数階級別年次表

ト ン 数 階 級 別									年 次
1,000トン未満	1,000トン以上3,000トン未満	500トン以上1,000トン未満	100トン以上500トン未満	5トン以上100トン未満	1,000トン未満	1,000トン以上3,000トン未満	500トン以上1,000トン未満	100トン以上500トン未満	
総トン数	隻 数	総トン数	隻 数	総トン数	隻 数	総トン数	隻 数	総トン数	
-	-	-	-	-	-	-	-	-	昭和 元 年
-	-	-	-	-	-	-	-	-	5
-	-	-	-	-	-	-	-	-	10
-	-	-	-	-	-	-	-	-	15
-	-	-	-	-	-	-	-	-	23
-	-	-	-	-	-	-	-	-	24
-	-	-	-	-	-	-	-	-	25
-	-	-	-	-	-	-	-	-	26
-	-	-	-	-	-	-	-	-	27
-	-	-	-	-	-	-	-	-	28
-	-	-	-	-	-	-	-	-	29
-	-	-	-	-	-	-	-	-	30
-	-	-	-	-	-	-	-	-	31
352,096	140	234,868	4,779	2,711,499	16,280	6,628,621	36,239	1,846,197	32
228,532	180	314,368	5,751	3,213,445	13,265	5,100,710	60,980	3,025,265	33
255,180	221	354,092	860	653,329	15,603	5,949,200	60,368	2,844,474	34
542,732	333	509,290	609	471,212	17,512	5,978,648	59,446	2,847,765	35
543,985	309	506,977	633	485,914	16,756	4,575,901	57,624	2,796,383	36
529,802	310	496,091	624	484,113	15,624	3,184,469	60,409	3,355,804	37
481,191	322	506,629	601	467,772	15,225	3,184,280	60,889	3,679,557	38
418,555	348	595,744	669	499,616	13,696	2,867,767	60,892	3,811,744	39
560,005	318	534,285	785	572,484	9,099	1,969,322	63,688	4,248,669	40
674,628	402	713,752	1,062	746,775	8,726	2,084,458	62,001	4,104,070	41
798,759	463	871,645	1,382	927,853	12,016	2,777,650	56,649	3,927,004	42
771,447	495	923,411	1,230	858,367	16,646	4,159,718	54,911	3,792,612	43
574,591	413	801,542	1,370	819,847	17,824	4,460,790	45,218	2,959,316	44
909,940	351	599,309	1,387	921,154	17,769	4,700,641	44,089	2,854,256	45
1,094,796	370	647,841	1,405	951,679	24,816	6,942,129	38,893	2,668,607	46
1,043,824	354	610,918	1,039	749,966	33,949	9,913,612	35,679	2,441,051	47
1,146,273	368	687,669	1,146	832,344	35,435	11,036,786	31,796	2,135,216	48
1,096,145	377	710,115	1,032	763,348	31,527	10,461,686	33,286	2,073,059	49
1,093,544	309	561,043	853	647,277	28,506	10,376,527	35,067	2,282,342	50
1,348,152	356	653,108	900	699,481	22,869	7,697,639	34,617	2,231,974	51
1,407,237	393	761,226	995	861,183	24,315	8,335,963	34,931	2,234,504	52
1,270,553	347	709,030	1,014	855,107	24,136	7,362,380	33,471	2,204,219	53
1,260,081	462	912,577	935	804,085	24,679	7,753,483	34,255	2,178,681	54
1,273,123	361	746,826	993	841,252	25,368	8,416,178	32,306	2,103,489	55
1,195,555	299	595,600	861	722,952	25,072	8,238,976	29,932	1,749,331	56
1,209,348	278	554,526	954	788,179	24,624	8,195,705	27,438	1,526,741	57
1,726,234	242	488,262	734	607,458	26,572	8,547,572	28,017	1,590,523	58
1,799,250	335	623,900	740	608,320	24,882	8,291,492	27,516	1,552,909	59
1,271,427	254	500,528	683	543,208	23,282	7,929,135	26,547	1,525,173	60
1,270,096	208	389,498	607	455,381	23,384	7,912,213	27,041	1,549,591	61
1,238,702	233	422,762	706	529,162	22,609	7,695,380	27,309	1,545,658	62
420,440	255	467,919	778	577,278	22,693	7,592,311	28,345	1,619,777	63
386,332	260	444,050	887	645,498	21,178	7,210,531	26,817	1,555,173	平成 元 年
323,586	257	447,934	833	611,192	21,566	7,269,083	24,710	1,368,118	2
300,232	292	493,676	1,074	768,598	21,792	7,380,702	24,200	1,238,616	3
268,540	365	600,388	1,156	841,898	21,587	7,397,001	22,347	1,090,379	4
272,449	605	990,647	1,193	863,552	21,119	7,393,537	23,345	1,308,474	5
274,568	501	883,670	1,255	915,478	21,289	7,479,427	23,020	1,068,365	6
253,964	423	734,024	2,131	1,496,834	20,282	6,797,756	23,372	1,100,796	7
394,104	436	744,650	5,409	3,754,163	15,951	4,863,533	23,083	1,080,975	8
323,329	383	700,574	5,008	3,474,608	14,839	4,712,048	21,864	989,528	9
325,418	399	810,496	4,894	3,398,462	15,714	4,740,915	24,192	1,148,150	10
525,018	372	833,700	6,597	4,540,110	13,371	3,845,788	23,570	820,296	11
1,241,163	308	635,381	10,090	6,908,461	9,596	2,296,265	20,991	653,611	12
1,368,282	421	813,763	9,252	6,325,934	8,934	2,098,870	20,737	615,812	13
689,158	441	936,610	9,656	6,620,485	8,367	1,956,151	20,776	615,445	14
788,627	576	1,216,625	9,510	6,518,182	8,367	1,941,505	23,735	645,006	15
284,418	663	1,364,310	9,531	6,547,052	9,234	2,150,496	22,853	638,663	16
372,197	692	1,314,139	9,741	6,698,740	8,566	2,090,599	21,981	595,836	17
461,403	538	952,010	9,721	6,694,429	8,284	1,925,989	22,390	644,655	18
443,658	573	1,056,473	7,219	4,987,665	7,472	1,714,645	20,844	602,395	19
643,316	539	1,168,306	6,441	4,471,457	7,693	1,749,494	21,994	640,433	20
437,861	425	909,280	6,166	4,248,568	7,540	1,688,217	22,967	670,009	21
(560,840)	(112)	(294,519)	(0)	(0)	(607)	(200,881)	(20)	(1,980)	
560,840	113	296,664	23	20,860	662	218,081	20	1,980	22
96,125	292	467,700	6,120	4,218,864	6,520	1,442,942	22,624	628,555	
656,965	405	764,364	6,143	4,239,724	7,182	1,661,023	22,644	630,535	

Ⅲ-1. 海上出入貨物年次表

(単位:トン)

年次	区分	合 計			外
		計	輸 移 出	輸 移 入	計
昭和元年		2,529,299	948,048	1,581,251	26,299
5		2,318,140	880,165	1,437,975	10,773
10		5,047,744	2,573,977	2,473,767	34,596
15		5,268,135	2,650,158	2,617,977	—
23		1,383,056	741,641	641,415	1,265
24		1,366,841	714,872	651,969	11,652
25		1,647,558	739,888	907,670	249,529
26		1,968,367	856,283	1,112,084	96,175
27		2,430,917	1,027,641	1,403,276	142,872
28		3,556,260	1,478,414	2,077,846	160,512
29		3,801,167	1,582,004	2,219,163	189,270
30		3,281,676	1,370,218	1,911,458	324,928
31		3,207,406	1,307,719	1,899,687	250,329
32		3,857,156	1,674,490	2,182,666	287,732
33		3,579,001	1,624,618	1,954,383	321,676
34		3,452,714	1,582,266	1,870,448	238,109
35		3,769,589	1,743,439	2,026,150	276,235
36		4,242,455	1,950,687	2,291,768	586,502
37		4,109,388	1,930,472	2,178,916	539,507
38		4,111,887	1,931,068	2,180,819	550,428
39		4,592,875	2,055,016	2,537,859	646,125
40		4,897,521	2,120,671	2,776,850	705,701
41		5,238,497	2,047,209	3,191,288	1,102,237
42		6,343,029	2,442,526	3,900,503	1,311,662
43		7,649,997	2,821,410	4,828,587	1,946,001
44		7,636,716	3,105,108	4,531,608	1,941,359
45		7,198,044	2,678,426	4,519,618	2,062,530
46		10,073,247	4,381,678	5,691,569	1,724,015
47		19,433,066	8,726,110	10,706,956	1,876,997
48		23,205,783	10,413,754	12,792,029	1,974,594
49		17,196,207	7,512,524	9,683,683	1,913,145
50		15,299,355	6,900,922	8,398,433	1,369,616
51		12,814,145	5,387,512	7,426,633	1,940,553
52		15,830,010	6,917,686	8,912,324	2,027,633
53		15,438,939	6,607,174	8,831,765	1,899,882
54		15,801,516	6,310,549	9,490,967	2,051,037
55		15,801,535	6,500,094	9,301,441	1,656,328
56		14,893,518	6,149,987	8,743,531	1,940,412
57		14,349,556	6,021,481	8,328,075	1,670,826
58		13,707,176	6,027,521	7,679,655	1,883,677
59		14,381,775	6,337,598	8,044,177	2,048,703
60		13,708,046	5,863,456	7,844,590	2,294,341
61		13,724,619	5,970,630	7,753,989	2,562,312
62		13,961,105	6,153,592	7,807,513	2,677,508
63		13,812,283	6,250,115	7,562,168	2,567,050
平成元年		13,280,185	6,126,560	7,153,625	2,370,840
2		13,291,638	6,052,883	7,238,755	2,328,635
3		12,399,255	5,523,131	6,876,124	2,097,209
4		12,132,440	5,271,764	6,860,676	2,145,914
5		11,022,131	4,736,024	6,286,107	1,667,435
6		10,971,335	4,617,304	6,354,031	1,718,346
7		10,973,813	4,686,882	6,286,931	1,854,186
8		10,658,066	4,580,070	6,077,996	1,848,144
9		10,207,312	4,536,445	5,670,867	2,080,024
10		9,292,863	3,950,788	5,342,075	1,823,721
11		9,224,223	3,777,750	5,446,473	2,156,606
12		10,683,332	4,677,166	6,006,166	2,593,435
13		9,175,327	4,044,629	5,130,698	2,320,171
14		8,955,113	3,998,863	4,956,250	2,203,363
15		8,471,318	3,783,092	4,688,226	2,175,365
16		9,102,532	3,948,701	5,153,831	2,361,842
17		9,324,087	4,060,013	5,264,074	2,343,869
18		8,852,119	3,840,966	5,011,153	2,356,370
19		7,949,060	3,729,192	4,219,868	2,613,978
20		7,545,939	3,413,837	4,132,102	2,555,319
21		5,710,294	2,607,733	3,102,561	1,895,457
22		6,451,175	2,965,852	3,485,323	2,406,637

Ⅲ-1. 海上出入貨物年次表

(単位:トン)

国 貿 易		内 国 貿 易			年 次
輸 出	輸 入	計	移 出	移 入	
11,848	14,451	2,503,000	936,200	1,566,800	昭和 元 年
4,162	6,611	2,307,367	876,003	1,431,364	5
22,711	11,885	5,013,148	2,551,266	2,461,882	10
—	—	5,268,135	2,650,158	2,617,977	15
—	1,265	1,381,791	741,641	640,150	23
876	10,776	1,355,189	713,996	641,193	24
77,921	171,608	1,398,029	661,967	736,062	25
40,658	55,517	1,872,192	815,625	1,056,567	26
61,408	81,464	2,288,045	966,233	1,321,812	27
54,753	105,759	3,395,748	1,423,661	1,972,087	28
23,541	165,729	3,611,897	1,558,463	2,053,434	29
65,653	259,275	2,956,748	1,304,565	1,652,183	30
33,834	216,495	2,957,077	1,273,885	1,683,192	31
55,628	232,104	3,569,424	1,618,862	1,950,562	32
50,617	271,059	3,257,325	1,574,001	1,683,324	33
48,580	189,529	3,214,605	1,533,686	1,680,919	34
59,021	217,214	3,493,354	1,684,418	1,808,936	35
83,182	503,320	3,655,953	1,867,505	1,788,448	36
97,814	441,693	3,569,881	1,832,658	1,737,223	37
47,468	502,960	3,561,459	1,883,600	1,677,859	38
60,795	585,330	3,946,750	1,994,221	1,952,529	39
85,778	619,923	4,191,820	2,034,893	2,156,927	40
213,288	888,949	4,136,260	1,833,921	2,302,339	41
301,944	1,009,718	5,031,367	2,140,582	2,890,785	42
275,752	1,670,249	5,703,996	2,545,658	3,158,338	43
209,187	1,732,172	5,695,357	2,895,921	2,799,436	44
234,906	1,827,624	5,135,514	2,443,520	2,691,994	45
264,395	1,459,620	8,349,232	4,117,283	4,231,949	46
322,357	1,554,640	17,556,069	8,403,753	9,152,316	47
281,203	1,693,391	21,231,189	10,132,551	11,098,638	48
265,997	1,647,148	15,283,062	7,246,527	8,036,535	49
253,620	1,115,996	13,929,739	6,647,302	7,282,437	50
266,708	1,673,845	10,873,592	5,120,804	5,752,788	51
336,543	1,691,090	13,802,377	6,581,143	7,221,234	52
377,606	1,522,276	13,539,057	6,229,568	7,309,489	53
301,784	1,749,253	13,750,479	6,008,765	7,741,714	54
302,253	1,354,075	14,145,207	6,197,841	7,947,366	55
427,007	1,513,405	12,953,106	5,722,980	7,230,126	56
304,526	1,366,300	12,678,730	5,716,955	6,961,775	57
398,517	1,485,160	11,823,499	5,629,004	6,194,495	58
466,515	1,582,188	12,333,072	5,871,083	6,461,989	59
559,723	1,734,618	11,413,705	5,303,733	6,109,972	60
656,726	1,905,586	11,162,307	5,313,904	5,848,403	61
691,237	1,986,271	11,283,597	5,462,355	5,821,242	62
722,288	1,844,762	11,245,233	5,527,827	5,717,406	63
729,344	1,641,496	10,909,345	5,397,216	5,512,129	平成 元 年
668,949	1,659,686	10,963,003	5,383,934	5,579,069	2
717,736	1,379,473	10,302,046	4,805,395	5,496,651	3
696,712	1,449,202	9,986,526	4,575,052	5,411,474	4
319,332	1,348,103	9,354,696	4,416,692	4,938,004	5
364,469	1,353,877	9,252,989	4,252,835	5,000,154	6
413,440	1,440,746	9,119,627	4,273,442	4,846,185	7
444,694	1,403,450	8,809,922	4,135,376	4,674,546	8
629,342	1,450,682	8,127,288	3,907,103	4,220,185	9
469,999	1,353,722	7,469,142	3,480,789	3,988,353	10
559,959	1,596,647	7,067,617	3,217,791	3,849,826	11
716,191	1,877,244	8,089,897	3,960,975	4,128,922	12
659,793	1,660,378	6,855,156	3,384,836	3,470,320	13
761,402	1,441,961	6,751,750	3,237,461	3,514,289	14
795,503	1,379,862	6,295,953	2,987,589	3,308,364	15
918,355	1,443,487	6,740,690	3,030,346	3,710,344	16
928,346	1,415,523	6,980,218	3,131,667	3,848,551	17
958,037	1,398,333	6,495,749	2,882,929	3,612,820	18
1,253,706	1,360,272	5,335,082	2,475,486	2,859,596	19
1,244,739	1,310,580	4,990,620	2,169,098	2,821,522	20
853,031	1,042,426	3,814,837	1,754,702	2,060,135	21
1,043,794	1,362,843	4,044,538	1,922,058	2,122,480	22

Ⅲ-2. 海上出入貨物品種別貨物量(平成22年)

(単位:トン)

	合計												外国貿易			
	計			輸出			輸入			計			輸出			
	貨物量	構成比	対大分類	貨物量	構成比	対大分類	貨物量	構成比	対大分類	貨物量	構成比	対大分類	貨物量	構成比	対大分類	貨物量
合 計	6,451,175	100.0%	-	2,965,852	100.0%	-	3,485,323	100.0%	-	2,406,637	100.0%	-	1,043,794	100.0%	-	1,362,843
(1)農水産品	311,431	4.8%	(100.0%)	46,539	1.6%	(100.0%)	264,892	7.6%	(100.0%)	236,235	9.8%	(100.0%)	46,539	4.5%	(100.0%)	189,696
011 麦	0	0.0%	(0.0%)	0	0.0%	(0.0%)	0	0.0%	(0.0%)	0	0.0%	(0.0%)	0	0.0%	(0.0%)	0
021 米	5,002	0.1%	(1.6%)	0	0.0%	(0.0%)	5,002	0.1%	(1.9%)	5,002	0.2%	(2.1%)	0	0.0%	(0.0%)	5,002
022とうもろこし	36,651	0.6%	(11.8%)	0	0.0%	(0.0%)	36,651	1.1%	(13.8%)	0	0.0%	(0.0%)	0	0.0%	(0.0%)	0
023豆類	0	0.0%	(0.0%)	0	0.0%	(0.0%)	0	0.0%	(0.0%)	0	0.0%	(0.0%)	0	0.0%	(0.0%)	0
024その他雑穀	10,439	0.2%	(3.4%)	0	0.0%	(0.0%)	10,439	0.3%	(3.9%)	0	0.0%	(0.0%)	0	0.0%	(0.0%)	0
031野菜・果物	44,560	0.7%	(14.3%)	1,533	0.1%	(3.3%)	43,027	1.2%	(16.2%)	44,560	1.9%	(18.9%)	1,533	0.1%	(3.3%)	43,027
041綿花	0	0.0%	(0.0%)	0	0.0%	(0.0%)	0	0.0%	(0.0%)	0	0.0%	(0.0%)	0	0.0%	(0.0%)	0
051その他農産品	34,738	0.5%	(11.2%)	79	0.0%	(0.2%)	34,659	1.0%	(13.1%)	34,738	1.4%	(14.7%)	79	0.0%	(0.2%)	34,659
061羊毛	0	0.0%	(0.0%)	0	0.0%	(0.0%)	0	0.0%	(0.0%)	0	0.0%	(0.0%)	0	0.0%	(0.0%)	0
071その他畜産品	124	0.0%	(0.0%)	4	0.0%	(0.0%)	120	0.0%	(0.0%)	124	0.0%	(0.1%)	4	0.0%	(0.0%)	120
081水産	179,917	2.8%	(57.8%)	44,923	1.5%	(96.5%)	134,994	3.9%	(51.0%)	151,811	6.3%	(64.3%)	44,923	4.3%	(96.5%)	106,888
(2)林産品	11,099	0.2%	(100.0%)	28	0.0%	(100.0%)	11,071	0.3%	(100.0%)	1,025	0.0%	(100.0%)	28	0.0%	(100.0%)	997
091原木	0	0.0%	(0.0%)	0	0.0%	(0.0%)	0	0.0%	(0.0%)	0	0.0%	(0.0%)	0	0.0%	(0.0%)	0
092製材	10,146	0.2%	(91.4%)	0	0.0%	(0.0%)	10,146	0.3%	(91.6%)	72	0.0%	(7.0%)	0	0.0%	(0.0%)	72
101樹脂類	738	0.0%	(6.6%)	18	0.0%	(64.3%)	720	0.0%	(6.5%)	738	0.0%	(72.0%)	18	0.0%	(64.3%)	720
111木材チップ	0	0.0%	(0.0%)	0	0.0%	(0.0%)	0	0.0%	(0.0%)	0	0.0%	(0.0%)	0	0.0%	(0.0%)	0
112その他林産品	215	0.0%	(1.9%)	10	0.0%	(35.7%)	205	0.0%	(1.9%)	215	0.0%	(21.0%)	10	0.0%	(35.7%)	205
121薪炭	0	0.0%	(0.0%)	0	0.0%	(0.0%)	0	0.0%	(0.0%)	0	0.0%	(0.0%)	0	0.0%	(0.0%)	0
(3)鉱産品	779,902	12.1%	(100.0%)	218,695	7.4%	(100.0%)	561,207	16.1%	(100.0%)	174,986	7.3%	(100.0%)	1,903	0.2%	(100.0%)	173,083
131石炭	313,489	4.9%	(40.2%)	0	0.0%	(0.0%)	313,489	9.0%	(55.9%)	0	0.0%	(0.0%)	0	0.0%	(0.0%)	0
141鉄鉱石	0	0.0%	(0.0%)	0	0.0%	(0.0%)	0	0.0%	(0.0%)	0	0.0%	(0.0%)	0	0.0%	(0.0%)	0
151金 属	172,051	2.7%	(22.1%)	60,670	2.0%	(27.7%)	111,381	3.2%	(19.8%)	103,565	4.3%	(59.2%)	0	0.0%	(0.0%)	103,565
161砂利・砂	48,530	0.8%	(6.2%)	300	0.0%	(0.1%)	48,230	1.4%	(8.6%)	0	0.0%	(0.0%)	0	0.0%	(0.0%)	0
162石材	2,468	0.0%	(0.3%)	1,903	0.1%	(0.9%)	565	0.0%	(0.1%)	2,468	0.1%	(1.4%)	1,903	0.2%	(100.0%)	565
171原油	0	0.0%	(0.0%)	0	0.0%	(0.0%)	0	0.0%	(0.0%)	0	0.0%	(0.0%)	0	0.0%	(0.0%)	0
181石 灰	79,008	1.2%	(10.1%)	0	0.0%	(0.0%)	79,008	2.3%	(14.1%)	68,953	2.9%	(39.4%)	0	0.0%	(0.0%)	68,953
191石灰	5,134	0.1%	(0.7%)	0	0.0%	(0.0%)	5,134	0.1%	(0.9%)	0	0.0%	(0.0%)	0	0.0%	(0.0%)	0
201原 塩	0	0.0%	(0.0%)	0	0.0%	(0.0%)	0	0.0%	(0.0%)	0	0.0%	(0.0%)	0	0.0%	(0.0%)	0
211非金属材料	159,222	2.5%	(20.4%)	155,822	5.3%	(71.3%)	3,400	0.1%	(0.6%)	0	0.0%	(0.0%)	0	0.0%	(0.0%)	0
(4)金属機械工業品	3,326,405	51.6%	(100.0%)	1,753,966	59.1%	(100.0%)	1,572,439	45.1%	(100.0%)	1,126,791	46.8%	(100.0%)	669,387	64.1%	(100.0%)	457,404
221鉄	0	0.0%	(0.0%)	0	0.0%	(0.0%)	0	0.0%	(0.0%)	0	0.0%	(0.0%)	0	0.0%	(0.0%)	0
222鋼	99,869	1.5%	(3.0%)	5	0.0%	(0.0%)	99,864	2.9%	(6.4%)	603	0.0%	(0.1%)	5	0.0%	(0.0%)	598
231非鉄金属	102,231	1.6%	(3.1%)	33,862	1.1%	(1.9%)	68,369	2.0%	(4.3%)	25,501	1.1%	(2.3%)	161	0.0%	(0.0%)	25,340
241金属製品	14,256	0.2%	(0.4%)	11,902	0.4%	(0.7%)	2,354	0.1%	(0.1%)	14,256	0.6%	(1.3%)	11,902	1.1%	(1.8%)	2,354
251鉄道車両	600	0.0%	(0.0%)	600	0.0%	(0.0%)	0	0.0%	(0.0%)	600	0.0%	(0.1%)	600	0.1%	(0.1%)	0
252完成自動車	2,548,315	39.5%	(76.6%)	1,324,610	44.7%	(75.5%)	1,223,705	35.1%	(77.8%)	538,450	22.4%	(47.8%)	283,170	27.1%	(42.3%)	255,280
[うちフェリー貨物]	[2,471,250]	[38.3%]	[74.3%]	[1,276,020]	[43.0%]	[72.8%]	[1,195,230]	[34.3%]	[76.0%]	[488,730]	[20.3%]	[43.4%]	[234,580]	[22.5%]	[35.0%]	[254,150]
253その他輸送用車両	0	0.0%	(0.0%)	0	0.0%	(0.0%)	0	0.0%	(0.0%)	0	0.0%	(0.0%)	0	0.0%	(0.0%)	0
254二輪自動車	0	0.0%	(0.0%)	0	0.0%	(0.0%)	0	0.0%	(0.0%)	0	0.0%	(0.0%)	0	0.0%	(0.0%)	0
255自動車部品	2	0.0%	(0.0%)	2	0.0%	(0.0%)	0	0.0%	(0.0%)	2	0.0%	(0.0%)	2	0.0%	(0.0%)	0
256その他輸送機械	78,963	1.2%	(2.4%)	30,738	1.0%	(1.8%)	48,225	1.4%	(3.1%)	75,260	3.1%	(6.7%)	30,520	2.9%	(4.6%)	44,740
261産業機械	223,652	3.5%	(6.7%)	164,819	5.6%	(9.4%)	58,833	1.7%	(3.7%)	213,602	8.9%	(19.0%)	155,599	14.9%	(23.2%)	58,003
262電気機械	69,415	1.1%	(2.1%)	39,743	1.3%	(2.3%)	29,672	0.9%	(1.9%)	69,415	2.9%	(6.2%)	39,743	3.8%	(5.9%)	29,672
263測量・光学・医療用機械	157,642	2.4%	(4.7%)	125,065	4.2%	(7.1%)	32,577	0.9%	(2.1%)	157,642	6.6%	(14.0%)	125,065	12.0%	(18.7%)	32,577
264事務用機器	0	0.0%	(0.0%)	0	0.0%	(0.0%)	0	0.0%	(0.0%)	0	0.0%	(0.0%)	0	0.0%	(0.0%)	0
265その他機械	31,460	0.5%	(0.9%)	22,620	0.8%	(1.3%)	8,840	0.3%	(0.6%)	31,460	1.3%	(2.8%)	22,620	2.2%	(3.4%)	8,840
(5)化学工業品	1,158,152	18.0%	(100.0%)	422,423	14.2%	(100.0%)	735,729	21.1%	(100.0%)	253,445	10.5%	(100.0%)	28,214	2.7%	(100.0%)	225,231
271陶 磁	0	0.0%	(0.0%)	0	0.0%	(0.0%)	0	0.0%	(0.0%)	0	0.0%	(0.0%)	0	0.0%	(0.0%)	0
281セメント	0	0.0%	(0.0%)	0	0.0%	(0.0%)	0	0.0%	(0.0%)	0	0.0%	(0.0%)	0	0.0%	(0.0%)	0
291ガラス類	0	0.0%	(0.0%)	0	0.0%	(0.0%)	0	0.0%	(0.0%)	0	0.0%	(0.0%)	0	0.0%	(0.0%)	0
301窯 業	0	0.0%	(0.0%)	0	0.0%	(0.0%)	0	0.0%	(0.0%)	0	0.0%	(0.0%)	0	0.0%	(0.0%)	0
311重 油	397,573	6.2%	(34.3%)	48,408	1.6%	(11.5%)	349,165	10.0%	(47.5%)	37,143	1.5%	(14.7%)	0	0.0%	(0.0%)	37,143
321石油製品	476,462	7.4%	(41.1%)	239,836	8.1%	(56.8%)	236,626	6.8%	(32.2%)	200,112	8.3%	(79.0%)	15,446	1.5%	(54.7%)	184,666
322LNG(液化天然ガス)	0	0.0%	(0.0%)	0	0.0%	(0.0%)	0	0.0%	(0.0%)	0	0.0%	(0.0%)	0	0.0%	(0.0%)	0
323LPG(液化石油ガス)	0	0.0%	(0.0%)	0	0.0%	(0.0%)	0	0.0%	(0.0%)	0	0.0%	(0.0%)	0	0.0%	(0.0%)	0
324その他石油製品	0	0.0%	(0.0%)	0	0.0%	(0.0%)	0	0.0%	(0.0%)	0	0.0%	(0.0%)	0	0.0%	(0.0%)	0
331コ ー クス	0	0.0%	(0.0%)	0	0.0%	(0.0%)	0	0.0%	(0.0%)	0	0.0%	(0.0%)	0	0.0%	(0.0%)	0
341石炭製品	0	0.0%	(0.0%)	0	0.0%	(0.0%)	0	0.0%	(0.0%)	0	0.0%	(0.0%)	0	0.0%	(0.0%)	0
351化学薬品	270,237	4.2%	(23.3%)	122,831	4.1%	(29.1%)	147,406	4.2%	(20.0%)	2,310	0.1%	(0.9%)	1,420	0.1%	(5.0%)	890
361化学肥料	34	0.0%	(0.0%)	34	0.0%	(0.0%)	0	0.0%	(0.0%)	34	0.0%	(0.0%)	34	0.0%	(0.1%)	0
371染料・塗料・合成樹脂・その他化学工業品	13,846	0.2%	(1.2%)	11,314	0.4%	(2.7%)	2,532	0.1%	(0.3%)	13,846	0.6%	(5.5%)	11,314	1.1%	(40.1%)	2,532
(6)軽工業品	106,770	1.7%	(100.0%)	80,966	2.7%	(100.0%)	25,804	0.7%	(100.0%)	38,175	1.6%	(100.0%)	13,029	1.2%	(100.0%)	25,146
381紙 ・ パ ル ブ	0	0.0%	(0.0%)	0	0.0%	(0.0%)	0	0.0%	(0.0%)	0	0.0%	(0.0%)	0	0.0%	(0.0%)	0
391糸及び紡績半製品	20	0.0%	(0.0%)	20	0.0%	(0.0%)	0	0.0%	(0.0%)	20	0.0%	(0.1%)	20	0.0%	(0.2%)	0
401その他繊維工業品	8,530	0.1%	(8.0%)	3,262	0.1%	(4.0%)	5,268	0.2%	(20.4%)	8,530	0.4%	(22.3%)	3,262	0.3%	(25.0%)	5,268
411砂糖	0	0.0%	(0.0%)	0	0.0%	(0.0%)	0	0.0%	(0.0%)	0	0.0%	(0.0%)	0	0.0%	(0.0%)	0
421製造食品	29,402	0.5%	(27.5%)	9,747	0.3%	(12.0%)	19,655	0.6%	(76.2%)	29,402	1.2%	(77.0%)	9,747	0.9%	(74.8%)	19,655
422飲料	223	0.0%	(0.2%)	0	0.0%	(0.0%)	223	0								

Ⅲ-2. 海上出入貨物品種別貨物量(平成22年)

(単位:トン)

輸入 構成比	対大分類	国内貿易						輸入 構成比	対大分類	品名			
		計			移出						移入		
		貨物量	構成比	対大分類	貨物量	構成比	対大分類				貨物量	構成比	対大分類
100.0%	-	4,044,538	100.0%	-	1,922,058	100.0%	-	2,122,480	100.0%	-			
13.9%	(100.0%)	75,196	1.9%	(100.0%)	0	0.0%	(0.0%)	75,196	3.5%	(100.0%)	農水産品		
0.0%	(0.0%)	0	0.0%	(0.0%)	0	0.0%	(0.0%)	0	0.0%	(0.0%)	麦		
0.4%	(2.6%)	0	0.0%	(0.0%)	0	0.0%	(0.0%)	0	0.0%	(0.0%)	米		
0.0%	(0.0%)	36,651	0.9%	(48.7%)	0	0.0%	(0.0%)	36,651	1.7%	(48.7%)	とうもろこし		
0.0%	(0.0%)	0	0.0%	(0.0%)	0	0.0%	(0.0%)	0	0.0%	(0.0%)	豆類		
0.0%	(0.0%)	10,439	0.3%	(13.9%)	0	0.0%	(0.0%)	10,439	0.5%	(13.9%)	その他雑穀		
3.2%	(22.7%)	0	0.0%	(0.0%)	0	0.0%	(0.0%)	0	0.0%	(0.0%)	野菜・果物		
0.0%	(0.0%)	0	0.0%	(0.0%)	0	0.0%	(0.0%)	0	0.0%	(0.0%)	綿花		
2.5%	(18.3%)	0	0.0%	(0.0%)	0	0.0%	(0.0%)	0	0.0%	(0.0%)	その他農産品		
0.0%	(0.0%)	0	0.0%	(0.0%)	0	0.0%	(0.0%)	0	0.0%	(0.0%)	羊毛		
0.0%	(0.1%)	0	0.0%	(0.0%)	0	0.0%	(0.0%)	0	0.0%	(0.0%)	その他畜産品		
7.8%	(56.3%)	28,106	0.7%	(37.4%)	0	0.0%	(0.0%)	28,106	1.3%	(37.4%)	水産品		
0.1%	(100.0%)	10,074	0.2%	(100.0%)	0	0.0%	(0.0%)	10,074	0.5%	(100.0%)	林産品		
0.0%	(0.0%)	0	0.0%	(0.0%)	0	0.0%	(0.0%)	0	0.0%	(0.0%)	原木		
0.0%	(7.2%)	10,074	0.2%	(100.0%)	0	0.0%	(0.0%)	10,074	0.5%	(100.0%)	材		
0.1%	(72.2%)	0	0.0%	(0.0%)	0	0.0%	(0.0%)	0	0.0%	(0.0%)	樹脂類		
0.0%	(0.0%)	0	0.0%	(0.0%)	0	0.0%	(0.0%)	0	0.0%	(0.0%)	木材チップ		
0.0%	(20.6%)	0	0.0%	(0.0%)	0	0.0%	(0.0%)	0	0.0%	(0.0%)	その他林産品		
0.0%	(0.0%)	0	0.0%	(0.0%)	0	0.0%	(0.0%)	0	0.0%	(0.0%)	薪炭		
12.7%	(100.0%)	604,916	15.0%	(100.0%)	216,792	11.3%	(100.0%)	388,124	18.3%	(100.0%)	鉱産品		
0.0%	(0.0%)	313,489	7.8%	(51.8%)	0	0.0%	(0.0%)	313,489	14.8%	(80.8%)	石炭		
0.0%	(0.0%)	0	0.0%	(0.0%)	0	0.0%	(0.0%)	0	0.0%	(0.0%)	鉄鉱石		
7.6%	(59.8%)	68,486	1.7%	(11.3%)	60,670	3.2%	(28.0%)	7,816	0.4%	(2.0%)	金属		
0.0%	(0.0%)	48,530	1.2%	(8.0%)	300	0.0%	(0.1%)	48,230	2.3%	(12.4%)	砂利・砂		
0.0%	(0.3%)	0	0.0%	(0.0%)	0	0.0%	(0.0%)	0	0.0%	(0.0%)	石材		
0.0%	(0.0%)	0	0.0%	(0.0%)	0	0.0%	(0.0%)	0	0.0%	(0.0%)	原油		
5.1%	(39.8%)	10,055	0.2%	(1.7%)	0	0.0%	(0.0%)	10,055	0.5%	(2.6%)	りん鉱石		
0.0%	(0.0%)	5,134	0.1%	(0.8%)	0	0.0%	(0.0%)	5,134	0.2%	(1.3%)	石灰		
0.0%	(0.0%)	0	0.0%	(0.0%)	0	0.0%	(0.0%)	0	0.0%	(0.0%)	原塩		
0.0%	(0.0%)	159,222	3.9%	(26.3%)	155,822	8.1%	(71.9%)	3,400	0.2%	(0.9%)	非金属鉱物		
33.6%	(100.0%)	2,199,614	54.4%	(100.0%)	1,084,579	56.4%	(100.0%)	1,115,035	52.5%	(100.0%)	金属機械工業品		
0.0%	(0.0%)	0	0.0%	(0.0%)	0	0.0%	(0.0%)	0	0.0%	(0.0%)	鉄鋼		
0.0%	(0.1%)	99,266	2.5%	(4.5%)	0	0.0%	(0.0%)	99,266	4.7%	(8.9%)	銅材		
1.9%	(5.5%)	76,730	1.9%	(3.5%)	33,701	1.8%	(3.1%)	43,029	2.0%	(3.9%)	非鉄金属		
0.2%	(0.5%)	0	0.0%	(0.0%)	0	0.0%	(0.0%)	0	0.0%	(0.0%)	金属製品		
0.0%	(0.0%)	0	0.0%	(0.0%)	0	0.0%	(0.0%)	0	0.0%	(0.0%)	鉄道車両		
18.7%	(55.8%)	2,009,865	49.7%	(91.4%)	1,041,440	54.2%	(96.0%)	968,425	45.6%	(86.9%)	完成自動車		
[18.6%]	[55.6%]	[1,982,520]	[49.0%]	[90.1%]	[1,041,440]	[54.2%]	[96.0%]	[941,080]	[44.3%]	[84.4%]	[うちフェリー貨物]		
0.0%	(0.0%)	0	0.0%	(0.0%)	0	0.0%	(0.0%)	0	0.0%	(0.0%)	その他輸送車両		
0.0%	(0.0%)	0	0.0%	(0.0%)	0	0.0%	(0.0%)	0	0.0%	(0.0%)	二輪自動車		
0.0%	(0.0%)	0	0.0%	(0.0%)	0	0.0%	(0.0%)	0	0.0%	(0.0%)	自動車部品		
3.3%	(9.8%)	3,703	0.1%	(0.2%)	218	0.0%	(0.0%)	3,485	0.2%	(0.3%)	その他輸送機械		
4.3%	(12.7%)	10,050	0.2%	(0.5%)	9,220	0.5%	(0.9%)	830	0.0%	(0.1%)	産業機械		
2.2%	(6.5%)	0	0.0%	(0.0%)	0	0.0%	(0.0%)	0	0.0%	(0.0%)	電気機械		
2.4%	(7.1%)	0	0.0%	(0.0%)	0	0.0%	(0.0%)	0	0.0%	(0.0%)	測量・光学・医療用機械		
0.0%	(0.0%)	0	0.0%	(0.0%)	0	0.0%	(0.0%)	0	0.0%	(0.0%)	事務用機器		
0.6%	(1.9%)	0	0.0%	(0.0%)	0	0.0%	(0.0%)	0	0.0%	(0.0%)	その他機械		
16.5%	(100.0%)	904,707	22.4%	(100.0%)	394,209	20.5%	(100.0%)	510,498	24.1%	(100.0%)	化学工業品		
0.0%	(0.0%)	0	0.0%	(0.0%)	0	0.0%	(0.0%)	0	0.0%	(0.0%)	陶磁器		
0.0%	(0.0%)	0	0.0%	(0.0%)	0	0.0%	(0.0%)	0	0.0%	(0.0%)	セメント		
0.0%	(0.0%)	0	0.0%	(0.0%)	0	0.0%	(0.0%)	0	0.0%	(0.0%)	ガラス類		
0.0%	(0.0%)	0	0.0%	(0.0%)	0	0.0%	(0.0%)	0	0.0%	(0.0%)	窯業		
2.7%	(16.5%)	360,430	8.9%	(39.8%)	48,408	2.5%	(12.3%)	312,022	14.7%	(61.1%)	石油		
13.6%	(82.0%)	276,350	6.8%	(30.5%)	224,390	11.7%	(56.9%)	51,960	2.4%	(10.2%)	石油製品		
0.0%	(0.0%)	0	0.0%	(0.0%)	0	0.0%	(0.0%)	0	0.0%	(0.0%)	LNG(液化天然ガス)		
0.0%	(0.0%)	0	0.0%	(0.0%)	0	0.0%	(0.0%)	0	0.0%	(0.0%)	LPG(液化石油ガス)		
0.0%	(0.0%)	0	0.0%	(0.0%)	0	0.0%	(0.0%)	0	0.0%	(0.0%)	その他石油製品		
0.0%	(0.0%)	0	0.0%	(0.0%)	0	0.0%	(0.0%)	0	0.0%	(0.0%)	コークス		
0.0%	(0.0%)	0	0.0%	(0.0%)	0	0.0%	(0.0%)	0	0.0%	(0.0%)	石炭製品		
0.1%	(0.4%)	267,927	6.6%	(29.6%)	121,411	6.3%	(30.8%)	146,516	6.9%	(28.7%)	化学薬品		
0.0%	(0.0%)	0	0.0%	(0.0%)	0	0.0%	(0.0%)	0	0.0%	(0.0%)	化学肥料		
0.2%	(1.1%)	0	0.0%	(0.0%)	0	0.0%	(0.0%)	0	0.0%	(0.0%)	染料・塗料・合成樹脂・その他化学工業品		
1.8%	(100.0%)	68,595	1.7%	(100.0%)	67,937	3.5%	(100.0%)	658	0.0%	(100.0%)	軽工業品		
0.0%	(0.0%)	0	0.0%	(0.0%)	0	0.0%	(0.0%)	0	0.0%	(0.0%)	紙・パルプ		
0.0%	(0.0%)	0	0.0%	(0.0%)	0	0.0%	(0.0%)	0	0.0%	(0.0%)	糸及び紡績半製品		
0.4%	(20.9%)	0	0.0%	(0.0%)	0	0.0%	(0.0%)	0	0.0%	(0.0%)	その他繊維工業品		
0.0%	(0.0%)	0	0.0%	(0.0%)	0	0.0%	(0.0%)	0	0.0%	(0.0%)	砂糖		
1.4%	(78.2%)	0	0.0%	(0.0%)	0	0.0%	(0.0%)	0	0.0%	(0.0%)	製造食品		
0.0%	(0.9%)	0	0.0%	(0.0%)	0	0.0%	(0.0%)	0	0.0%	(0.0%)	飲料		
0.0%	(0.0%)	67,937	1.7%	(99.0%)	67,937	3.5%	(100.0%)	0	0.0%	(0.0%)	水		
0.0%	(0.0%)	0	0.0%	(0.0%)	0	0.0%	(0.0%)	0	0.0%	(0.0%)	たばこ		
0.0%	(0.0%)	658	0.0%	(1.0%)	0	0.0%	(0.0%)	658	0.0%	(100.0%)	その他食料工業品		
14.9%	(100.0%)	162,425	4.0%	(100.0%)	158,525	8.2%	(100.0%)	3,900	0.2%	(100.0%)	雑工業品		
0.0%	(0.0%)	0	0.0%	(0.0%)	0	0.0%	(0.0%)	0	0.0%	(0.0%)	がら		
11.5%	(77.7%)	0	0.0%	(0.0%)	0	0.0%	(0.0%)	0	0.0%	(0.0%)	衣服・身用品・はきもの		
0.0%	(0.0%)	0	0.0%	(0.0%)	0	0.0%	(0.0%)	0	0.0%	(0.0%)	文房具・運動器		
0.6%	(4.1%)	0	0.0%	(0.0%)	0	0.0%	(0.0%)	0	0.0%	(0.0%)	家具・装飾品		
2.7%	(18.1%)	0	0.0%	(0.0%)	0	0.0%	(0.0%)	0	0.0%	(0.0%)	その他日用品		
0.0%	(0.0%)	162,425	4.0%	(100.0%)	158,525	8.2%	(100.0%)	3,900	0.2%	(100.0%)	ゴム製品		
0.0%	(0.1%)	0	0.0%	(0.0%)	0	0.0%	(0.0%)	0	0.0%	(0.0%)	木製品		
0.0%	(0.0%)	0	0.0%	(0.0%)	0	0.0%	(0.0%)	0	0.0%	(0.0%)	その他製造工業品		
6.5%	(100.0%)	19,011	0.5%	(100.0%)	16	0.0%	(100.0%)	18,995	0.9%	(100.0%)	特殊品		
0.0%	(0.0%)	0	0.0%	(0.0%)	0	0.0%	(0.0%)	0	0.0%	(0.0%)	金属くず		
0.0%	(0.0%)	0	0.0%	(0.0%)	0	0.0%	(0.0%)	0	0.0%	(0.0%)	再利用資材		
0.0%	(0.2%)	18,995	0.5%	(99.9%)	0	0.0%	(0.0%)	18,995	0.9%	(100.0%)	動植物性製造飼料		
0.0%	(0.0%)	0	0.0%	(0.0%)	0	0.0%	(0.0%)	0	0.0%	(0.0%)	廃棄物		
0.0%	(0.0%)	0	0.0%	(0.0%)	0	0.0%	(0.0%)	0	0.0%	(0.0%)	廃土		
0.1%	(1.7%)	16	0.0%	(0.1%)	16	0.0%	(100.0%)	0	0.0%	(0.0%)	輸送用容器		
6.4%	(98.1%)	0	0.0%	(0.0%)	0	0.0%	(0.0%)	0	0.0%	(0.0%)	取合せ品		
0.0%	(100.0%)	0	0.0%	(0.0%)	0	0.0%	(0.0%)	0	0.0%	(0.0%)	分類不能のもの		
0.0%	(100.0%)	0	0.0%	(0.0%)	0	0.0%	(0.0%)	0	0.0%	(0.0%)	分類不能のもの		





















Ⅲ-4. 内国貿易貨物都道府県別品種別貨物量(平成22年)

(単位:トン)

合 計	海上		
	計	移出	移入
	96,043	67,937	28,106
(1)農水産品	28,106	0	28,106
011 麦	0	0	0
021 米	0	0	0
022 と う も ろ こ し	0	0	0
023 豆 類	0	0	0
024 そ の 他 雑 穀	0	0	0
031 野 菜 ・ 果 物	0	0	0
041 綿 花	0	0	0
051 そ の 他 農 産 品	0	0	0
061 羊 毛	0	0	0
071 そ の 他 畜 産 品	0	0	0
081 水 産 品	28,106	0	28,106
(2)林産品	0	0	0
091 原 木	0	0	0
092 製 材	0	0	0
101 樹 脂 類	0	0	0
111 木 材 チ ッ プ	0	0	0
112 そ の 他 林 産 品	0	0	0
121 薪 炭	0	0	0
(3)鉱産品	0	0	0
131 石 炭	0	0	0
141 鉄 鉱 石	0	0	0
151 金 属 鉱 石	0	0	0
161 砂 利 ・ 砂	0	0	0
162 石 材	0	0	0
171 原 油	0	0	0
181 り ん 鉱 石	0	0	0
191 石 灰	0	0	0
201 原 塩	0	0	0
211 非 金 属 鉱 物	0	0	0
(4)金属機械工業品	0	0	0
221 鉄 鋼	0	0	0
222 鋼 材	0	0	0
231 非 鉄 金 属	0	0	0
241 金 属 製 品	0	0	0
251 鉄 道 車 両	0	0	0
252 完 成 自 動 車	0	0	0
253 そ の 他 輸 送 用 車 両	0	0	0
254 二 輪 自 動 車	0	0	0
255 自 動 車 部 品	0	0	0
256 そ の 他 輸 送 機 械	0	0	0
261 産 業 機 械	0	0	0
262 電 気 機 械	0	0	0
263 測 量 ・ 光 学 ・ 医 療 用 機 械	0	0	0
264 事 務 用 機 器	0	0	0
265 そ の 他 機 械	0	0	0
(5)化学工業品	0	0	0
271 陶 磁 器	0	0	0
281 セ メ ン ト	0	0	0
291 ガ ラ ス 類	0	0	0
301 窯 業 品	0	0	0
311 重 油	0	0	0
321 石 油 製 品	0	0	0
322 LNG(液化天然ガス)	0	0	0
323 LPG(液化石油ガス)	0	0	0
324 そ の 他 石 油 製 品	0	0	0
331 コ ー ク ス	0	0	0
341 石 炭 製 品	0	0	0
351 化 学 薬 品	0	0	0
361 化 学 肥 料	0	0	0
371 染料・塗料・合成樹脂・ その 他 化 学 工 業 品	0	0	0
(6)軽工業品	67,937	67,937	0
381 紙 ・ パ ル プ	0	0	0
391 糸 及 び 紡 績 半 製 品	0	0	0
401 そ の 他 織 維 工 業 品	0	0	0
411 砂 糖	0	0	0
421 製 造 食 品	0	0	0
422 飲 料	0	0	0
423 水	67,937	67,937	0
424 た ば こ	0	0	0
425 そ の 他 食 料 工 業 品	0	0	0
(7)雑工業品	0	0	0
431 が ん 具	0	0	0
441 衣服・身廻品・はきもの	0	0	0
442 文 房 具 ・ 運 動 娯 楽 用 品 ・ 楽 器	0	0	0
443 家 具 装 備 品	0	0	0
444 そ の 他 日 用 品	0	0	0
451 ゴ ム 製 品	0	0	0
461 木 製 品	0	0	0
471 そ の 他 製 造 工 業 品	0	0	0
(8)特殊品	0	0	0
481 金 属 く ず	0	0	0
491 再 利 用 資 材	0	0	0
501 動 植 物 性 製 造 飼 肥 料	0	0	0
511 廃 棄 物	0	0	0
512 廃 土 砂	0	0	0
521 輸 送 用 容 器	0	0	0
531 取 合 せ 品	0	0	0
(9)分類不能のもの	0	0	0
541 分 類 不 能 の も の	0	0	0



Ⅲ-5. 外航航路別入港船舶数および品種別貨物量(平成22年)

(単位:トン)

隻数	合計			韓国航路			その他の定期航路			不定期航路		
	計	輸出	輸入	計	輸出	輸入	計	輸出	輸入	計	輸出	輸入
合計	2,406,637	1,043,794	1,362,843	1,208,136	645,729	562,407	691,625	361,825	329,800	506,876	36,240	470,636
(1)農水産品	236,235	46,539	189,696	139,950	23,742	116,208	25,640	3,700	21,940	70,645	19,097	51,548
011 麦	0	0	0	0	0	0	0	0	0	0	0	0
021 米	5,002	0	5,002	0	0	0	0	0	0	5,002	0	5,002
022 とうもろこし	0	0	0	0	0	0	0	0	0	0	0	0
023 豆	0	0	0	0	0	0	0	0	0	0	0	0
024 その他雑穀	0	0	0	0	0	0	0	0	0	0	0	0
031 野菜・果物	44,560	1,533	43,027	35,998	93	35,305	9,160	1,440	7,720	2	0	2
041 綿花	0	0	0	0	0	0	0	0	0	0	0	0
051 その他農産品	34,738	79	34,659	34,738	79	34,659	0	0	0	0	0	0
061 羊毛	0	0	0	0	0	0	0	0	0	0	0	0
071 その他畜産品	124	4	120	44	4	40	80	0	80	0	0	0
081 水産品	151,811	44,923	106,888	69,770	23,566	46,204	16,400	2,260	14,140	65,641	19,097	46,544
(2)林産品	1,025	28	997	1,025	28	997	0	0	0	0	0	0
091 原木	0	0	0	0	0	0	0	0	0	0	0	0
092 製材	72	0	72	72	0	72	0	0	0	0	0	0
101 樹脂類	738	18	720	738	18	720	0	0	0	0	0	0
111 木材チップ	0	0	0	0	0	0	0	0	0	0	0	0
112 その他林産品	215	10	205	215	10	205	0	0	0	0	0	0
121 薪炭	0	0	0	0	0	0	0	0	0	0	0	0
(3)鉱産品	174,986	1,903	173,083	2,148	1,903	245	320	0	320	172,518	0	172,518
131 石炭	0	0	0	0	0	0	0	0	0	0	0	0
141 鉄鉱石	0	0	0	0	0	0	0	0	0	0	0	0
151 金属鉱物	103,565	0	103,565	0	0	0	0	0	0	103,565	0	103,565
161 砂利・砂	0	0	0	0	0	0	0	0	0	0	0	0
162 石材	2,468	1,903	565	2,148	1,903	245	320	0	320	0	0	0
171 原油	0	0	0	0	0	0	0	0	0	0	0	0
181 リン鉱石	68,953	0	68,953	0	0	0	0	0	0	68,953	0	68,953
191 石灰石	0	0	0	0	0	0	0	0	0	0	0	0
201 原塩	0	0	0	0	0	0	0	0	0	0	0	0
211 非金属鉱物	0	0	0	0	0	0	0	0	0	0	0	0
(4)金属機械工業品	1,126,791	669,387	457,404	940,081	581,578	358,503	160,327	86,187	74,140	26,383	1,622	24,761
221 鉄鋼	0	0	0	0	0	0	0	0	0	0	0	0
222 銅材	603	5	598	603	5	598	0	0	0	0	0	0
231 非鉄金属	25,501	161	25,340	634	55	579	106	106	0	24,761	0	24,761
241 金属製用品	14,256	11,902	2,354	1,156	682	474	13,100	11,220	1,880	0	0	0
251 鉄道車両	600	600	0	0	0	0	0	0	0	600	600	0
252 完成自動車	538,450	283,170	255,280	538,410	283,130	255,280	40	40	0	0	0	0
253 その他輸送車両	0	0	0	0	0	0	0	0	0	0	0	0
254 二輪自動車	0	0	0	0	0	0	0	0	0	0	0	0
255 自動車部品	2	2	0	2	2	0	0	0	0	0	0	0
256 その他輸送機械	75,260	30,520	44,740	5,260	2,380	2,880	70,000	28,140	41,860	0	0	0
261 産業機械	213,602	155,599	58,003	212,259	154,256	58,003	321	321	0	1,022	1,022	0
262 電気機械	69,415	39,743	29,672	20,795	13,923	6,872	48,620	25,820	22,800	0	0	0
263 測量・光学・医療用機械	157,642	125,065	32,577	157,642	125,065	32,577	0	0	0	0	0	0
264 事務用機器	0	0	0	0	0	0	0	0	0	0	0	0
265 その他機械	31,460	22,620	8,840	3,320	2,080	1,240	28,140	20,540	7,600	0	0	0
(5)化学工業品	253,445	28,214	225,231	14,579	11,977	2,602	1,611	791	820	237,255	15,446	221,809
271 陶磁器	0	0	0	0	0	0	0	0	0	0	0	0
281 セメント	0	0	0	0	0	0	0	0	0	0	0	0
291 ガラス類	0	0	0	0	0	0	0	0	0	0	0	0
301 窯業品	0	0	0	0	0	0	0	0	0	0	0	0
311 重油	37,143	0	37,143	0	0	0	0	0	0	37,143	0	37,143
321 石油製品	200,112	15,446	184,666	0	0	0	0	0	0	200,112	15,446	184,666
322 LNG(液化天然ガス)	0	0	0	0	0	0	0	0	0	0	0	0
323 LPG(液化石油ガス)	0	0	0	0	0	0	0	0	0	0	0	0
324 その他石油製品	0	0	0	0	0	0	0	0	0	0	0	0
331 コークス	0	0	0	0	0	0	0	0	0	0	0	0
341 石炭製品	0	0	0	0	0	0	0	0	0	0	0	0
351 化学薬品	2,310	1,420	890	2,293	1,403	890	17	17	0	0	0	0
361 化学肥料	34	34	0	0	0	0	34	34	0	0	0	0
371 染料・塗料・合成樹脂・その他化学工業品	13,846	11,314	2,532	12,286	10,574	1,712	1,560	740	820	0	0	0
(6)軽工業品	38,175	13,029	25,146	34,002	10,736	23,266	4,140	2,260	1,880	33	33	0
381 紙・パルプ	0	0	0	0	0	0	0	0	0	0	0	0
391 糸及び紡績半製品	20	20	0	20	20	0	0	0	0	0	0	0
401 その他繊維工業品	8,530	3,262	5,268	8,530	3,262	5,268	0	0	0	0	0	0
411 砂糖	0	0	0	0	0	0	0	0	0	0	0	0
421 製造食品	29,402	9,747	19,655	25,229	7,454	17,775	4,140	2,260	1,880	33	33	0
422 飲料	223	0	223	223	0	223	0	0	0	0	0	0
423 水	0	0	0	0	0	0	0	0	0	0	0	0
424 たばこ	0	0	0	0	0	0	0	0	0	0	0	0
425 その他食料工業品	0	0	0	0	0	0	0	0	0	0	0	0
(7)雑工業品	462,459	259,963	202,496	64,150	13,194	50,956	398,307	246,767	151,540	2	2	0
431 がん具	0	0	0	0	0	0	0	0	0	0	0	0
441 衣服・身用品・はきもの	161,361	3,981	157,380	40,521	1,261	39,260	120,840	2,720	118,120	0	0	0
442 文房具・運動・娯楽用品・楽器	257	257	0	257	257	0	0	0	0	0	0	0
443 家具・装具	17,662	9,359	8,303	17,660	9,357	8,303	0	0	0	2	2	0
444 その他日用品	58,800	22,220	36,580	5,420	2,260	3,160	53,380	19,960	33,420	0	0	0
451 ゴム製品	224,086	224,086	0	0	0	0	224,086	224,086	0	0	0	0
461 木製品	241	50	191	241	50	191	0	0	0	0	0	0
471 その他製造工業品	52	10	42	51	9	42	1	1	0	0	0	0
(8)特殊品	113,518	24,731	88,787	12,198	2,571	9,627	101,280	22,120	79,160	40	40	0
481 金属くず	0	0	0	0	0	0	0	0	0	0	0	0
491 再利用資材	0	0	0	0	0	0	0	0	0	0	0	0
501 動植物性製造飼料	695	502	193	695	502	193	0	0	0	0	0	0
511 廃棄物	0	0	0	0	0	0	0	0	0	0	0	0
512 廃土	0	0	0	0	0	0	0	0	0	0	0	0
521 輸送用容器	1,575	41	1,534	1,535	1	1,534	0	0	0	40	40	0
531 取合せ品	111,248	24,188	87,060	9,968	2,068	7,900	101,280	22,120	79,160	0	0	0
(9)分類不能のもの	3	0	3	3	0	3	0	0	0	0	0	0
541 分類不能のもの	3	0	3	3	0	3	0	0	0	0	0	0

注: その他の定期航路は中国航路、東南アジア航路、北米西岸航路、パプアニューギニア・東豪州航路の合計。

Ⅲ－6. コンテナ個数・貨物年次表

(単位:TEUおよびトン)

年次	個数			貨物量		
	輸出	輸入	合計	輸出	輸入	合計
平成5年	25,641	26,832	52,473	210,301	514,218	724,519
6	28,051	28,831	56,882	224,079	548,341	772,420
7	29,476	30,970	60,446	260,248	544,366	804,614
8	25,670	26,135	51,805	253,552	563,753	817,305
9	25,284	25,616	50,900	329,813	514,562	844,375
10	26,333	27,276	53,609	184,836	563,076	747,912
11	30,074	31,380	61,454	262,586	640,599	903,185
12	32,229	33,069	65,298	370,597	634,995	1,005,592
13	32,825	34,062	66,887	314,861	617,255	932,116
14	33,259	33,658	66,917	380,084	512,746	892,830
15	33,586	36,477	70,063	379,078	531,130	910,208
16	40,903	41,185	82,088	437,926	568,283	1,006,209
17	42,722	41,958	84,680	401,829	580,474	982,303
18	44,386	44,509	88,895	414,594	626,212	1,040,806
19	38,073	38,789	76,862	432,261	595,150	1,027,411
20	36,932	36,689	73,621	436,921	579,601	1,016,522
21	33,396	35,315	68,711	305,496	526,627	832,123
22	40,609	41,825	82,434	499,322	636,927	1,136,249

外国貿易のみ。

Ⅲ-7. コンテナ貨物別個数および品種別貨物量(平成22年)

(単位: TEUおよびトン)

コンテナTEU	合計									韓国			中国		
	計			輸出			輸入			TEU計	輸出TEU	輸入TEU	TEU計	輸出TEU	輸入TEU
	貨物量	構成比	対大分類	貨物量	構成比	対大分類	貨物量	構成比	対大分類	計	輸出	輸入	計	輸出	輸入
	82,434		-	40,609		-	41,825		-	45,446	22,234	23,212	36,503	19,029	18,474
合計	1,136,249	100.0%	-	499,322	100.0%	-	636,927	100.0%	-	613,864	343,429	270,435	514,761	149,010	365,751
(1)農水産品	165,590	14.6%	(100.0%)	27,442	5.5%	(100.0%)	138,148	21.7%	(100.0%)	135,094	23,562	111,532	30,496	3,880	26,616
011 麦	0	0.0%	( 0.0%)	0	0.0%	( 0.0%)	0	0.0%	( 0.0%)	0	0	0	0	0	0
021 米	0	0.0%	( 0.0%)	0	0.0%	( 0.0%)	0	0.0%	( 0.0%)	0	0	0	0	0	0
022 とうもろこし	0	0.0%	( 0.0%)	0	0.0%	( 0.0%)	0	0.0%	( 0.0%)	0	0	0	0	0	0
023 豆	0	0.0%	( 0.0%)	0	0.0%	( 0.0%)	0	0.0%	( 0.0%)	0	0	0	0	0	0
024 その他雑穀	0	0.0%	( 0.0%)	0	0.0%	( 0.0%)	0	0.0%	( 0.0%)	0	0	0	0	0	0
031 野菜・果物	44,558	3.9%	(26.9%)	1,533	0.3%	( 5.6%)	43,025	6.8%	(31.1%)	32,233	33	32,200	12,325	1,500	10,825
041 綿花	0	0.0%	( 0.0%)	0	0.0%	( 0.0%)	0	0.0%	( 0.0%)	0	0	0	0	0	0
051 その他農産品	34,738	3.1%	(21.0%)	79	0.0%	( 0.3%)	34,659	5.4%	(25.1%)	34,738	79	34,659	0	0	0
061 羊毛	0	0.0%	( 0.0%)	0	0.0%	( 0.0%)	0	0.0%	( 0.0%)	0	0	0	0	0	0
071 その他畜産品	124	0.0%	( 0.1%)	4	0.0%	( 0.0%)	120	0.0%	( 0.1%)	4	4	0	120	0	120
081 水産品	86,170	7.6%	(52.0%)	25,826	5.2%	(94.1%)	60,344	9.5%	(43.7%)	68,119	23,446	44,673	18,051	2,380	15,671
(2)林産品	1,025	0.1%	(100.0%)	28	0.0%	(100.0%)	997	0.2%	(100.0%)	305	28	277	0	0	0
091 原木	0	0.0%	( 0.0%)	0	0.0%	( 0.0%)	0	0.0%	( 0.0%)	0	0	0	0	0	0
092 製材	72	0.0%	( 7.0%)	0	0.0%	( 0.0%)	72	0.0%	( 7.2%)	72	0	72	0	0	0
101 樹脂	738	0.1%	(72.0%)	18	0.0%	(64.3%)	720	0.1%	(72.2%)	18	18	0	0	0	0
111 木材チップ	0	0.0%	( 0.0%)	0	0.0%	( 0.0%)	0	0.0%	( 0.0%)	0	0	0	0	0	0
112 その他林産品	215	0.0%	(21.0%)	10	0.0%	(35.7%)	205	0.0%	(20.6%)	215	10	205	0	0	0
121 薪炭	0	0.0%	( 0.0%)	0	0.0%	( 0.0%)	0	0.0%	( 0.0%)	0	0	0	0	0	0
(3)鉱産品	2,468	0.2%	(100.0%)	1,903	0.4%	(100.0%)	565	0.1%	(100.0%)	2,088	1,903	185	380	0	380
131 石炭	0	0.0%	( 0.0%)	0	0.0%	( 0.0%)	0	0.0%	( 0.0%)	0	0	0	0	0	0
141 鉄鉱石	0	0.0%	( 0.0%)	0	0.0%	( 0.0%)	0	0.0%	( 0.0%)	0	0	0	0	0	0
151 金	0	0.0%	( 0.0%)	0	0.0%	( 0.0%)	0	0.0%	( 0.0%)	0	0	0	0	0	0
161 砂利	0	0.0%	( 0.0%)	0	0.0%	( 0.0%)	0	0.0%	( 0.0%)	0	0	0	0	0	0
162 石材	2,468	0.2%	(100.0%)	1,903	0.4%	(100.0%)	565	0.1%	(100.0%)	2,088	1,903	185	380	0	380
171 原油	0	0.0%	( 0.0%)	0	0.0%	( 0.0%)	0	0.0%	( 0.0%)	0	0	0	0	0	0
181 りん鉱石	0	0.0%	( 0.0%)	0	0.0%	( 0.0%)	0	0.0%	( 0.0%)	0	0	0	0	0	0
191 石灰石	0	0.0%	( 0.0%)	0	0.0%	( 0.0%)	0	0.0%	( 0.0%)	0	0	0	0	0	0
201 原塩	0	0.0%	( 0.0%)	0	0.0%	( 0.0%)	0	0.0%	( 0.0%)	0	0	0	0	0	0
211 非金属鉱物	0	0.0%	( 0.0%)	0	0.0%	( 0.0%)	0	0.0%	( 0.0%)	0	0	0	0	0	0
(4)金属機械工業品	554,159	48.8%	(100.0%)	376,796	75.5%	(100.0%)	177,363	27.8%	(100.0%)	379,851	284,321	95,530	174,300	92,467	81,833
221 鉄鋼	0	0.0%	( 0.0%)	0	0.0%	( 0.0%)	0	0.0%	( 0.0%)	0	0	0	0	0	0
222 鋼材	603	0.1%	( 0.1%)	5	0.0%	( 0.0%)	598	0.1%	( 0.3%)	325	5	320	278	0	278
231 非鉄金属	634	0.1%	( 0.1%)	55	0.0%	( 0.0%)	579	0.1%	( 0.3%)	634	55	579	0	0	0
241 金属製品	14,256	1.3%	( 2.6%)	11,902	2.4%	( 3.2%)	2,354	0.4%	( 1.3%)	63	22	41	14,193	11,880	2,313
251 鉄道車両	0	0.0%	( 0.0%)	0	0.0%	( 0.0%)	0	0.0%	( 0.0%)	0	0	0	0	0	0
252 完成自動車	0	0.0%	( 0.0%)	0	0.0%	( 0.0%)	0	0.0%	( 0.0%)	0	0	0	0	0	0
253 その他輸送車両	0	0.0%	( 0.0%)	0	0.0%	( 0.0%)	0	0.0%	( 0.0%)	0	0	0	0	0	0
254 二輪自動車	0	0.0%	( 0.0%)	0	0.0%	( 0.0%)	0	0.0%	( 0.0%)	0	0	0	0	0	0
255 自動車部品	2	0.0%	( 0.0%)	2	0.0%	( 0.0%)	0	0.0%	( 0.0%)	2	2	0	0	0	0
256 その他輸送機械	75,260	6.6%	(13.6%)	30,520	6.1%	( 8.1%)	44,740	7.0%	(25.2%)	0	0	0	75,260	30,520	44,740
261 産業機械	212,259	18.7%	(38.3%)	154,256	30.9%	(40.9%)	58,003	9.1%	(32.7%)	212,052	154,241	57,811	199	7	192
262 電気機械	62,043	5.5%	(11.2%)	32,371	6.5%	( 8.6%)	29,672	4.7%	(16.7%)	9,133	4,931	4,202	52,910	27,440	25,470
263 測量・光学・医療用機械	157,642	13.9%	(28.4%)	125,065	25.0%	(32.2%)	32,577	5.1%	(18.4%)	157,642	125,065	32,577	0	0	0
264 事務用機器	0	0.0%	( 0.0%)	0	0.0%	( 0.0%)	0	0.0%	( 0.0%)	0	0	0	0	0	0
265 その他機械	31,460	2.8%	( 5.7%)	22,620	4.5%	( 6.0%)	8,840	1.4%	( 5.0%)	0	0	0	31,460	22,620	8,840
(5)化学工業品	16,173	1.4%	(100.0%)	12,751	2.6%	(100.0%)	3,422	0.5%	(100.0%)	14,257	11,876	2,381	1,882	841	1,041
271 陶磁器	0	0.0%	( 0.0%)	0	0.0%	( 0.0%)	0	0.0%	( 0.0%)	0	0	0	0	0	0
281 セメント	0	0.0%	( 0.0%)	0	0.0%	( 0.0%)	0	0.0%	( 0.0%)	0	0	0	0	0	0
291 ガラス類	0	0.0%	( 0.0%)	0	0.0%	( 0.0%)	0	0.0%	( 0.0%)	0	0	0	0	0	0
301 窯業	0	0.0%	( 0.0%)	0	0.0%	( 0.0%)	0	0.0%	( 0.0%)	0	0	0	0	0	0
311 重油	0	0.0%	( 0.0%)	0	0.0%	( 0.0%)	0	0.0%	( 0.0%)	0	0	0	0	0	0
321 石油製品	0	0.0%	( 0.0%)	0	0.0%	( 0.0%)	0	0.0%	( 0.0%)	0	0	0	0	0	0
322 LNG(液化天然ガス)	0	0.0%	( 0.0%)	0	0.0%	( 0.0%)	0	0.0%	( 0.0%)	0	0	0	0	0	0
323 LPG(液化石油ガス)	0	0.0%	( 0.0%)	0	0.0%	( 0.0%)	0	0.0%	( 0.0%)	0	0	0	0	0	0
324 その他石油製品	0	0.0%	( 0.0%)	0	0.0%	( 0.0%)	0	0.0%	( 0.0%)	0	0	0	0	0	0
331 コークス	0	0.0%	( 0.0%)	0	0.0%	( 0.0%)	0	0.0%	( 0.0%)	0	0	0	0	0	0
341 石炭製品	0	0.0%	( 0.0%)	0	0.0%	( 0.0%)	0	0.0%	( 0.0%)	0	0	0	0	0	0
351 化学薬品	2,293	0.2%	(14.2%)	1,403	0.3%	(11.0%)	890	0.1%	(26.0%)	2,292	1,402	890	1	1	0
361 化学肥料	34	0.0%	( 0.2%)	34	0.0%	( 0.3%)	0	0.0%	( 0.0%)	0	0	0	0	0	0
371 染料・塗料・合成樹脂・その他化学工業品	13,846	1.2%	(85.6%)	11,314	2.3%	(88.7%)	2,532	0.4%	(74.0%)	11,965	10,474	1,491	1,881	840	1,041
(6)軽工業品	38,142	3.4%	(100.0%)	12,996	2.6%	(100.0%)	25,146	3.9%	(100.0%)	33,652	10,514	23,138	4,469	2,482	1,987
381 紙・パルプ	0	0.0%	( 0.0%)	0	0.0%	( 0.0%)	0	0.0%	( 0.0%)	0	0	0	0	0	0
391 糸及び紡績半製品	20	0.0%	( 0.1%)	20	0.0%	( 0.2%)	0	0.0%	( 0.0%)	20	20	0	0	0	0
401 その他繊維工業品	8,530	0.8%	(22.4%)	3,262	0.7%	(25.1%)	5,268	0.8%	(20.9%)	8,530	3,262	5,268	0	0	0
411 砂糖	0	0.0%	( 0.0%)	0	0.0%	( 0.0%)	0	0.0%	( 0.0%)	0	0	0	0	0	0
421 製造食品	29,369	2.6%	(77.0%)	9,714	1.9%	(74.7%)	19,655	3.1%	(78.2%)	24,879	7,232	17,647	4,469	2,482	1,987
422 飲料	223	0.0%	( 0.6%)	0	0.0%	( 0.0%)	223	0.0%	( 0.9%)	223	0	223	0	0	0
423 水	0	0.0%	( 0.0%)	0	0.0%	( 0.0%)	0	0.0%	( 0.0%)	0	0	0	0	0	0
424 たばこ	0	0.0%	( 0.0%)	0	0.0%	( 0.0%)	0	0.0%	( 0.0%)	0	0	0	0	0	0
425 その他食料工業品	0	0.0%	( 0.0%)	0	0.0%	( 0.0%)	0	0.0%	( 0.0%)	0	0	0	0	0	0
(7)雑工業品	245,211	21.6%	(100.0%)	42,715	8.6%	(100.0%)	202,496	31.8%	(100.0%)	46,380	10,694	35,686	191,990	25,180	166,810
431 家具	0	0.0%	( 0.0%)	0	0.0%	( 0.0%)	0	0.0%	( 0.0%)	0	0	0	0	0	0
441 衣服・身用品・はきもの	161,361	14.2%	(65.8%)	3,981	0.8%	( 9.3%)	157,380	24.7%	(77.7%)	28,186	1,021	27,165	133,175	2,960	130,215
442 文房具・運動娯楽用品・楽器	257	0.0%	( 0.1%)	257	0.1%	( 0.6%)	0	0.0%	( 0.0%)	257	257	0	0	0	0
443 家具装備品	17,660	1.6%	( 7.2%)	9,357	1.										



## IV-1. 船舶乗降人員(平成22年)

(単位:人)

		1月	2月	3月	4月	5月	6月	7月	8月	9月	10月	11月	12月	合計
外国航路	乗込	9,608	9,555	10,139	12,548	10,959	7,993	12,959	13,413	8,539	10,108	10,310	10,755	126,886
	上陸	10,597	9,804	9,530	11,354	11,170	8,427	12,443	12,782	8,294	10,146	10,340	10,260	125,147
	計	20,205	19,359	19,669	23,902	22,129	16,420	25,402	26,195	16,833	20,254	20,650	21,015	252,033
内国航路	乗込	16,891	18,105	25,868	23,124	43,035	19,262	33,766	58,814	22,786	41,052	25,131	15,423	343,257
	上陸	15,621	16,636	22,778	24,516	50,065	17,008	30,412	51,461	21,319	38,333	23,891	14,744	326,784
	計	32,512	34,741	48,646	47,640	93,100	36,270	64,178	110,275	44,105	79,385	49,022	30,167	670,041
合計	乗込	26,499	27,660	36,007	35,672	53,994	27,255	46,725	72,227	31,325	51,160	35,441	26,178	470,143
	上陸	26,218	26,440	32,308	35,870	61,235	25,435	42,855	64,243	29,613	48,479	34,231	25,004	451,931
	計	52,717	54,100	68,315	71,542	115,229	52,690	89,580	136,470	60,938	99,639	69,672	51,182	922,074

V-1. 公共岸壁・専用岸壁別取扱貨物量年次表

(単位:トン)

	公共岸壁取扱貨物				専用岸壁取扱貨物					合計
	商港	国内フェリー	漁港	計	江浦・弟子待	西山・田の首	六連	長府	計	
昭和 53 年	2,266,556	8,182,129	116,685	10,565,370	993,419	1,078,123	1,696,213	1,105,814	4,873,569	<b>15,438,939</b>
54	2,216,072	7,909,381	138,126	10,263,579	1,314,530	1,404,465	1,534,927	1,284,015	5,537,937	<b>15,801,516</b>
55	2,086,161	8,258,276	149,086	10,493,523	1,112,429	1,275,898	1,342,596	1,577,089	5,308,012	<b>15,801,535</b>
56	1,930,733	8,001,038	109,282	10,041,053	880,872	1,240,021	1,283,349	1,448,223	4,852,465	<b>14,893,518</b>
57	2,018,505	8,149,420	131,607	10,299,532	929,535	1,082,232	650,069	1,388,188	4,050,024	<b>14,349,556</b>
58	2,166,741	7,614,777	135,376	9,916,894	891,511	1,170,483	703,170	1,025,118	3,790,282	<b>13,707,176</b>
59	2,277,043	7,972,738	126,083	10,375,864	868,247	1,168,019	820,593	1,149,052	4,005,911	<b>14,381,775</b>
60	2,340,215	7,623,678	120,876	10,084,769	728,491	1,076,181	856,063	962,542	3,623,277	<b>13,708,046</b>
61	2,618,005	7,894,502	120,554	10,633,061	482,841	1,043,386	721,227	844,104	3,091,558	<b>13,724,619</b>
62	2,885,386	7,845,139	121,567	10,852,092	511,890	1,127,977	634,559	834,587	3,109,013	<b>13,961,105</b>
63	2,880,096	7,754,123	123,939	10,758,158	540,332	976,897	676,570	860,326	3,054,125	<b>13,812,283</b>
平成 元年	2,760,844	7,663,044	121,166	10,545,054	475,858	876,649	457,079	925,545	2,735,131	<b>13,280,185</b>
2	2,525,638	7,908,992	106,210	10,540,840	469,084	812,517	625,851	843,346	2,750,798	<b>13,291,638</b>
3	2,597,447	7,111,718	109,654	9,818,819	485,713	765,582	410,169	918,972	2,580,436	<b>12,399,255</b>
4	2,539,435	6,796,115	99,486	9,435,036	472,865	976,388	299,156	948,995	2,697,404	<b>12,132,440</b>
5	2,026,277	6,353,675	92,712	8,472,664	428,849	812,799	514,832	792,987	2,549,467	<b>11,022,131</b>
6	2,298,060	6,020,935	108,361	8,427,356	447,282	685,461	510,798	900,438	2,543,979	<b>10,971,335</b>
7	2,386,316	5,766,200	116,229	8,268,745	346,589	824,998	526,194	1,007,287	2,705,068	<b>10,973,813</b>
8	2,260,580	5,615,355	97,228	7,973,163	333,757	750,183	607,722	993,241	2,684,903	<b>10,658,066</b>
9	2,220,091	5,419,545	69,761	7,709,397	275,024	834,367	627,132	761,392	2,497,915	<b>10,207,312</b>
10	2,039,917	4,718,940	71,447	6,830,304	207,255	857,804	495,745	901,755	2,462,559	<b>9,292,863</b>
11	2,166,381	4,327,545	66,159	6,560,085	199,348	928,395	666,160	870,235	2,664,138	<b>9,224,223</b>
12	2,412,644	4,885,075	60,004	7,357,723	56,130	994,440	1,264,380	1,010,659	3,325,609	<b>10,683,332</b>
13	2,265,735	4,352,160	24,881	6,642,776	30,499	953,640	993,746	554,666	2,532,551	<b>9,175,327</b>
14	2,262,486	4,428,270	22,647	6,713,403	28,845	775,265	804,794	632,806	2,241,710	<b>8,955,113</b>
15	2,387,853	4,128,570	20,121	6,536,544	28,295	767,007	594,285	545,187	1,934,774	<b>8,471,318</b>
16	2,630,095	4,223,755	20,147	6,873,997	36,707	917,019	505,798	769,011	2,228,535	<b>9,102,532</b>
17	2,556,848	4,245,865	18,248	6,820,961	42,844	852,378	698,366	909,538	2,503,126	<b>9,324,087</b>
18	2,560,016	3,939,445	18,041	6,517,502	39,305	771,364	651,148	872,800	2,334,617	<b>8,852,119</b>
19	2,456,470	3,228,025	17,409	5,701,904	34,316	681,729	1,120,000	411,111	2,247,156	<b>7,949,060</b>
20	2,495,285 (476,630)	2,660,030	14,814	5,170,129	35,159	673,276	1,169,330	498,045	2,375,810	<b>7,545,939</b>
21	2,091,805 (371,960)	2,087,970	13,961	4,193,736	40,143	503,944	540,365	432,106	1,516,558	<b>5,710,294</b>
22	2,472,267 (488,730)	1,982,520	28,106	4,482,893	37,720	678,307	584,779	667,476	1,968,282	<b>6,451,175</b>

( )内は国際フェリーで内数。

V-2. 公共岸壁取扱貨物品種別貨物量(平成22年)

(単位:トン)

	計				合計				計				外国貿易			
	貨物量	構成比	対大分類	貨物量	構成比	対大分類	輸移出	輸移入	貨物量	構成比	対大分類	貨物量	輸出	対大分類	貨物量	
<b>合計</b>	<b>4,482,893</b>	<b>100.0%</b>		<b>2,297,141</b>	<b>100.0%</b>		<b>2,185,752</b>	<b>100.0%</b>	<b>1,996,864</b>	<b>100.0%</b>		<b>1,028,348</b>	<b>100.0%</b>		<b>968,516</b>	
<b>(1)農水産品</b>	<b>311,431</b>	<b>6.9%</b>	<b>(100.0%)</b>	<b>46,539</b>	<b>2.0%</b>	<b>(100.0%)</b>	<b>264,892</b>	<b>12.1%</b>	<b>236,235</b>	<b>11.8%</b>	<b>(100.0%)</b>	<b>46,539</b>	<b>4.5%</b>	<b>(100.0%)</b>	<b>189,696</b>	
011 麦	0	0.0%	(0.0%)	0	0.0%	(0.0%)	0	0.0%	0	0.0%	(0.0%)	0	0.0%	(0.0%)	0	
021 米	5,002	0.1%	(1.6%)	0	0.0%	(0.0%)	5,002	0.2%	5,002	0.3%	(2.1%)	0	0.0%	(0.0%)	5,002	
022 とうもろこし	36,651	0.8%	(11.8%)	0	0.0%	(0.0%)	36,651	1.7%	36,651	0.0%	(0.0%)	0	0.0%	(0.0%)	0	
023 豆	0	0.0%	(0.0%)	0	0.0%	(0.0%)	0	0.0%	0	0.0%	(0.0%)	0	0.0%	(0.0%)	0	
024 その他雑穀	10,439	0.2%	(3.4%)	0	0.0%	(0.0%)	10,439	0.5%	0	0.0%	(0.0%)	0	0.0%	(0.0%)	0	
031 野菜・果物	44,560	1.0%	(14.3%)	1,533	0.1%	(3.3%)	43,027	2.0%	44,560	2.2%	(18.9%)	1,533	0.1%	(3.3%)	43,027	
041 綿花	0	0.0%	(0.0%)	0	0.0%	(0.0%)	0	0.0%	0	0.0%	(0.0%)	0	0.0%	(0.0%)	0	
051 その他農産品	34,738	0.8%	(11.2%)	79	0.0%	(0.2%)	34,659	1.6%	34,738	1.7%	(14.7%)	79	0.0%	(0.2%)	34,659	
061 羊毛	0	0.0%	(0.0%)	0	0.0%	(0.0%)	0	0.0%	0	0.0%	(0.0%)	0	0.0%	(0.0%)	0	
071 その他畜産品	124	0.0%	(0.0%)	4	0.0%	(0.0%)	120	0.0%	124	0.0%	(0.1%)	4	0.0%	(0.0%)	120	
081 水産品	179,917	4.0%	(57.8%)	44,923	2.0%	(96.5%)	134,994	6.2%	151,811	7.6%	(64.3%)	44,923	4.4%	(96.5%)	106,888	
<b>(2)林産品</b>	<b>11,099</b>	<b>0.2%</b>	<b>(100.0%)</b>	<b>28</b>	<b>0.0%</b>	<b>(100.0%)</b>	<b>11,071</b>	<b>0.5%</b>	<b>1,025</b>	<b>0.1%</b>	<b>(100.0%)</b>	<b>28</b>	<b>0.0%</b>	<b>(100.0%)</b>	<b>997</b>	
091 原木	0	0.0%	(0.0%)	0	0.0%	(0.0%)	0	0.0%	0	0.0%	(0.0%)	0	0.0%	(0.0%)	0	
092 製材	10,146	0.2%	(91.4%)	0	0.0%	(0.0%)	10,146	0.5%	72	0.0%	(7.0%)	0	0.0%	(0.0%)	72	
101 樹脂	738	0.0%	(6.6%)	18	0.0%	(64.3%)	720	0.0%	738	0.0%	(72.0%)	18	0.0%	(64.3%)	720	
111 木材チップ	0	0.0%	(0.0%)	0	0.0%	(0.0%)	0	0.0%	0	0.0%	(0.0%)	0	0.0%	(0.0%)	0	
121 その他林産品	215	0.0%	(1.9%)	10	0.0%	(35.7%)	205	0.0%	215	0.0%	(21.0%)	10	0.0%	(35.7%)	205	
121 薪炭	0	0.0%	(0.0%)	0	0.0%	(0.0%)	0	0.0%	0	0.0%	(0.0%)	0	0.0%	(0.0%)	0	
<b>(3)鉱産品</b>	<b>54,398</b>	<b>1.2%</b>	<b>(100.0%)</b>	<b>2,203</b>	<b>0.1%</b>	<b>(100.0%)</b>	<b>52,195</b>	<b>2.4%</b>	<b>2,468</b>	<b>0.1%</b>	<b>(100.0%)</b>	<b>1,903</b>	<b>0.2%</b>	<b>(100.0%)</b>	<b>565</b>	
131 石炭	0	0.0%	(0.0%)	0	0.0%	(0.0%)	0	0.0%	0	0.0%	(0.0%)	0	0.0%	(0.0%)	0	
141 鉄鉱石	0	0.0%	(0.0%)	0	0.0%	(0.0%)	0	0.0%	0	0.0%	(0.0%)	0	0.0%	(0.0%)	0	
151 金属鉱物	0	0.0%	(0.0%)	0	0.0%	(0.0%)	0	0.0%	0	0.0%	(0.0%)	0	0.0%	(0.0%)	0	
161 砂利・砂	48,530	1.1%	(89.2%)	300	0.0%	(13.6%)	48,230	2.2%	0	0.0%	(0.0%)	0	0.0%	(0.0%)	0	
162 石炭	2,468	0.0%	(4.5%)	1,903	0.1%	(86.4%)	565	0.0%	2,468	0.1%	(100.0%)	1,903	0.2%	(100.0%)	565	
171 原油	0	0.0%	(0.0%)	0	0.0%	(0.0%)	0	0.0%	0	0.0%	(0.0%)	0	0.0%	(0.0%)	0	
181 リン鉱石	0	0.0%	(0.0%)	0	0.0%	(0.0%)	0	0.0%	0	0.0%	(0.0%)	0	0.0%	(0.0%)	0	
191 石灰石	0	0.0%	(0.0%)	0	0.0%	(0.0%)	0	0.0%	0	0.0%	(0.0%)	0	0.0%	(0.0%)	0	
201 原塩	0	0.0%	(0.0%)	0	0.0%	(0.0%)	0	0.0%	0	0.0%	(0.0%)	0	0.0%	(0.0%)	0	
211 非金属鉱物	3,400	0.1%	(6.3%)	0	0.0%	(0.0%)	3,400	0.2%	0	0.0%	(0.0%)	0	0.0%	(0.0%)	0	
<b>(4)金属機械工業品</b>	<b>3,225,589</b>	<b>72.0%</b>	<b>(100.0%)</b>	<b>1,711,402</b>	<b>74.5%</b>	<b>(100.0%)</b>	<b>1,514,187</b>	<b>69.3%</b>	<b>1,126,791</b>	<b>56.4%</b>	<b>(100.0%)</b>	<b>669,387</b>	<b>65.1%</b>	<b>(100.0%)</b>	<b>457,404</b>	
221 鉄鋼	0	0.0%	(0.0%)	0	0.0%	(0.0%)	0	0.0%	0	0.0%	(0.0%)	0	0.0%	(0.0%)	0	
222 鋼材	61,242	1.4%	(1.9%)	5	0.0%	(0.0%)	61,237	2.8%	603	0.0%	(0.1%)	5	0.0%	(0.0%)	598	
231 非鉄金属	52,390	1.2%	(1.6%)	161	0.0%	(0.0%)	52,229	2.4%	25,501	1.3%	(2.3%)	161	0.0%	(0.0%)	25,340	
241 金属製品	14,256	0.3%	(4.0%)	11,902	0.5%	(7.0%)	2,354	0.1%	14,256	0.7%	(1.3%)	11,902	1.2%	(1.8%)	2,354	
251 鉄道車両	600	0.0%	(0.0%)	600	0.0%	(0.0%)	0	0.0%	600	0.0%	(0.1%)	600	0.1%	(0.1%)	0	
252 完成自動車	2,548,315	56.8%	(79.0%)	1,324,610	57.7%	(77.4%)	1,223,705	56.0%	538,450	27.0%	(47.8%)	283,170	27.5%	(42.3%)	255,280	
253 その他輸送車両	0	0.0%	(0.0%)	0	0.0%	(0.0%)	0	0.0%	0	0.0%	(0.0%)	0	0.0%	(0.0%)	0	
254 二輪自動車	0	0.0%	(0.0%)	0	0.0%	(0.0%)	0	0.0%	0	0.0%	(0.0%)	0	0.0%	(0.0%)	0	
255 自動車部品	2	0.0%	(0.0%)	2	0.0%	(0.0%)	0	0.0%	2	0.0%	(0.0%)	2	0.0%	(0.0%)	0	
256 その他輸送機械	75,260	1.7%	(2.3%)	30,520	1.3%	(1.8%)	44,740	2.0%	75,260	3.8%	(6.7%)	30,520	3.0%	(4.6%)	44,740	
261 産業機械	215,007	4.8%	(6.7%)	156,174	6.8%	(9.1%)	58,833	2.7%	213,602	10.7%	(19.0%)	155,599	15.1%	(23.2%)	58,003	
262 電気機械	69,415	1.5%	(2.2%)	39,743	1.7%	(2.3%)	29,672	1.4%	69,415	3.5%	(6.2%)	39,743	3.9%	(5.9%)	29,672	
263 測量・光学・医療用機械	157,642	3.5%	(4.9%)	125,065	5.4%	(7.3%)	32,577	1.5%	157,642	7.9%	(14.0%)	125,065	12.2%	(18.7%)	32,577	
264 事務用機器	0	0.0%	(0.0%)	0	0.0%	(0.0%)	0	0.0%	0	0.0%	(0.0%)	0	0.0%	(0.0%)	0	
265 その他機械	31,460	0.7%	(1.0%)	22,620	1.0%	(1.3%)	8,840	0.4%	31,460	1.6%	(2.8%)	22,620	2.2%	(3.4%)	8,840	
<b>(5)化学工業品</b>	<b>16,190</b>	<b>0.4%</b>	<b>(100.0%)</b>	<b>12,768</b>	<b>0.6%</b>	<b>(100.0%)</b>	<b>3,422</b>	<b>0.2%</b>	<b>16,190</b>	<b>0.8%</b>	<b>(100.0%)</b>	<b>12,768</b>	<b>1.2%</b>	<b>(100.0%)</b>	<b>3,422</b>	
271 陶磁器	0	0.0%	(0.0%)	0	0.0%	(0.0%)	0	0.0%	0	0.0%	(0.0%)	0	0.0%	(0.0%)	0	
281 セメント	0	0.0%	(0.0%)	0	0.0%	(0.0%)	0	0.0%	0	0.0%	(0.0%)	0	0.0%	(0.0%)	0	
291 ガラス類	0	0.0%	(0.0%)	0	0.0%	(0.0%)	0	0.0%	0	0.0%	(0.0%)	0	0.0%	(0.0%)	0	
301 窯業	0	0.0%	(0.0%)	0	0.0%	(0.0%)	0	0.0%	0	0.0%	(0.0%)	0	0.0%	(0.0%)	0	
311 重油	0	0.0%	(0.0%)	0	0.0%	(0.0%)	0	0.0%	0	0.0%	(0.0%)	0	0.0%	(0.0%)	0	
321 石油製品	0	0.0%	(0.0%)	0	0.0%	(0.0%)	0	0.0%	0	0.0%	(0.0%)	0	0.0%	(0.0%)	0	
322 LNG(液化天然ガス)	0	0.0%	(0.0%)	0	0.0%	(0.0%)	0	0.0%	0	0.0%	(0.0%)	0	0.0%	(0.0%)	0	
323 LPG(液化石油ガス)	0	0.0%	(0.0%)	0	0.0%	(0.0%)	0	0.0%	0	0.0%	(0.0%)	0	0.0%	(0.0%)	0	
324 その他石油製品	0	0.0%	(0.0%)	0	0.0%	(0.0%)	0	0.0%	0	0.0%	(0.0%)	0	0.0%	(0.0%)	0	
331 コークス	0	0.0%	(0.0%)	0	0.0%	(0.0%)	0	0.0%	0	0.0%	(0.0%)	0	0.0%	(0.0%)	0	
341 石炭	0	0.0%	(0.0%)	0	0.0%	(0.0%)	0	0.0%	0	0.0%	(0.0%)	0	0.0%	(0.0%)	0	
351 化学薬品	2,310	0.1%	(14.3%)	1,420	0.1%	(11.1%)	890	0.0%	2,310	0.1%	(14.3%)	1,420	0.1%	(11.1%)	890	
361 化学肥料	34	0.0%	(0.2%)	34	0.0%	(0.3%)	0	0.0%	34	0.0%	(0.2%)	34	0.0%	(0.3%)	0	
371 染料・塗料・合成樹脂・その他化学工業品	13,846	0.3%	(85.5%)	11,314	0.5%	(88.6%)	2,532	0.1%	13,846	0.7%	(85.5%)	11,314	1.1%	(88.6%)	2,532	
<b>(6)軽工業品</b>	<b>106,770</b>	<b>2.4%</b>	<b>(100.0%)</b>	<b>80,966</b>	<b>3.5%</b>	<b>(100.0%)</b>	<b>25,804</b>	<b>1.2%</b>	<b>38,175</b>	<b>1.9%</b>	<b>(100.0%)</b>	<b>13,029</b>	<b>1.3%</b>	<b>(100.0%)</b>	<b>25,146</b>	
381 紙・パルプ	0	0.0%	(0.0%)	0	0.0%	(0.0%)	0	0.0%	0	0.0%	(0.0%)	0	0.0%	(0.0%)	0	
391 糸及び紡績半製品	20	0.0%	(0.0%)	20	0.0%	(0.0%)	0	0.0%	20	0.0%	(0.1%)	20	0.0%	(0.2%)	0	
401 その他繊維工業品	8,530	0.2%	(8.0%)	3,262	0.1%	(4.0%)	5,268	0.2%	8,530	0.4%	(22.3%)	3,262	0.3%	(25.0%)	5,268	
411 砂糖	0	0.0%	(0.0%)	0	0.0%	(0.0%)	0	0.0%	0	0.0%	(0.0%)	0	0.0%	(0.0%)	0	
421 製造食品	29,402	0.7%	(27.5%)	9,747	0.4%	(12.0%)	19,655	0.9%	29,402	1.5%	(77.0%)	9,747	0.9%	(74.8%)	19,655	
422 飲料	223	0.0%	(0.2%)	0	0.0%	(0.0%)	223	0.0%	223	0.0%	(0.6%)	0	0.0%	(0.0%)	223	
423 水	67,937	1.5%	(63.6%)	67,937	3.0%	(83.9%)	0	0.0%	0	0.0%	(0.0%)	0	0.0%	(0.0%)	0	
424 たばこ	0	0.0%	(0.0%)	0	0.0%	(0.0%)	0	0.0%	0	0.0%	(0.0%)	0	0.0%	(0.0%)	0	
425 その他食料工業品	658	0.0%	(0.6%)	0	0.0%	(0.0%)	658	0.0%	0	0.0%	(0.0%)	0	0.0%	(0.0%)	0	
<b>(7)雑工業品</b>	<b>624,884</b>	<b>13.9%</b>	<b>(100.0%)</b>	<b>418,488</b>	<b>18.2%</b>	<b>(100.0%)</b>	<b>206,396</b>	<b>9.4%</b>	<b>4</b>							

V-2. 公共岸壁取扱貨物品別貨物量(平成22年)

(単位:トン)

輸入	国内貿易										
	計					移出					
	構成比	対大分類	貨物量	構成比	対大分類	貨物量	構成比	対大分類	貨物量	構成比	対大分類
100.0%	-	2,486,029	100.0%	-	1,268,793	100.0%	-	1,217,236	100.0%	-	-
19.6%	(100.0%)	75,196	3.0%	(100.0%)	0	0.0%	(0.0%)	75,196	6.2%	(100.0%)	農水産品
0.0%	(0.0%)	0	0.0%	(0.0%)	0	0.0%	(0.0%)	0	0.0%	(0.0%)	麦
0.5%	(2.6%)	0	0.0%	(0.0%)	0	0.0%	(0.0%)	0	0.0%	(0.0%)	米
0.0%	(0.0%)	36,651	1.5%	(48.7%)	0	0.0%	(0.0%)	36,651	3.0%	(48.7%)	とうもろこし
0.0%	(0.0%)	0	0.0%	(0.0%)	0	0.0%	(0.0%)	0	0.0%	(0.0%)	豆類
0.0%	(0.0%)	10,439	0.4%	(13.9%)	0	0.0%	(0.0%)	10,439	0.9%	(13.9%)	その他雑穀
4.4%	(22.7%)	0	0.0%	(0.0%)	0	0.0%	(0.0%)	0	0.0%	(0.0%)	野菜・果物
0.0%	(0.0%)	0	0.0%	(0.0%)	0	0.0%	(0.0%)	0	0.0%	(0.0%)	綿
3.6%	(18.3%)	0	0.0%	(0.0%)	0	0.0%	(0.0%)	0	0.0%	(0.0%)	その他農産品
0.0%	(0.0%)	0	0.0%	(0.0%)	0	0.0%	(0.0%)	0	0.0%	(0.0%)	羊毛
0.0%	(0.1%)	0	0.0%	(0.0%)	0	0.0%	(0.0%)	0	0.0%	(0.0%)	その他畜産品
11.0%	(56.3%)	28,106	1.1%	(37.4%)	0	0.0%	(0.0%)	28,106	2.3%	(37.4%)	水産品
0.1%	(100.0%)	10,074	0.4%	(100.0%)	0	0.0%	(0.0%)	10,074	0.8%	(100.0%)	林産品
0.0%	(0.0%)	0	0.0%	(0.0%)	0	0.0%	(0.0%)	0	0.0%	(0.0%)	原木
0.0%	(7.2%)	10,074	0.4%	(100.0%)	0	0.0%	(0.0%)	10,074	0.8%	(100.0%)	製材
0.1%	(72.2%)	0	0.0%	(0.0%)	0	0.0%	(0.0%)	0	0.0%	(0.0%)	樹脂類
0.0%	(0.0%)	0	0.0%	(0.0%)	0	0.0%	(0.0%)	0	0.0%	(0.0%)	木材チップ
0.0%	(20.8%)	0	0.0%	(0.0%)	0	0.0%	(0.0%)	0	0.0%	(0.0%)	その他林産品
0.0%	(0.0%)	0	0.0%	(0.0%)	0	0.0%	(0.0%)	0	0.0%	(0.0%)	薪炭
0.1%	(100.0%)	51,930	2.1%	(100.0%)	300	0.0%	(100.0%)	51,630	4.2%	(100.0%)	鉱産品
0.0%	(0.0%)	0	0.0%	(0.0%)	0	0.0%	(0.0%)	0	0.0%	(0.0%)	石炭
0.0%	(0.0%)	0	0.0%	(0.0%)	0	0.0%	(0.0%)	0	0.0%	(0.0%)	鉄鉱石
0.0%	(0.0%)	0	0.0%	(0.0%)	0	0.0%	(0.0%)	0	0.0%	(0.0%)	金・銀
0.0%	(0.0%)	48,530	2.0%	(93.5%)	300	0.0%	(100.0%)	48,230	4.0%	(93.4%)	砂利・砂
0.1%	(100.0%)	0	0.0%	(0.0%)	0	0.0%	(0.0%)	0	0.0%	(0.0%)	石材
0.0%	(0.0%)	0	0.0%	(0.0%)	0	0.0%	(0.0%)	0	0.0%	(0.0%)	原油
0.0%	(0.0%)	0	0.0%	(0.0%)	0	0.0%	(0.0%)	0	0.0%	(0.0%)	りん鉱石
0.0%	(0.0%)	0	0.0%	(0.0%)	0	0.0%	(0.0%)	0	0.0%	(0.0%)	石灰
0.0%	(0.0%)	0	0.0%	(0.0%)	0	0.0%	(0.0%)	0	0.0%	(0.0%)	原塩
0.0%	(0.0%)	3,400	0.1%	(6.5%)	0	0.0%	(0.0%)	3,400	0.3%	(6.6%)	非金属鉱物
47.2%	(100.0%)	2,098,798	84.4%	(100.0%)	1,042,015	82.1%	(100.0%)	1,056,783	86.8%	(100.0%)	金属機械工業品
0.0%	(0.0%)	0	0.0%	(0.0%)	0	0.0%	(0.0%)	0	0.0%	(0.0%)	鉄鋼
0.1%	(0.1%)	60,639	2.4%	(2.9%)	0	0.0%	(0.0%)	60,639	5.0%	(5.7%)	銅材
2.6%	(5.5%)	26,889	1.1%	(1.3%)	0	0.0%	(0.0%)	26,889	2.2%	(2.5%)	非鉄金属
0.2%	(0.5%)	0	0.0%	(0.0%)	0	0.0%	(0.0%)	0	0.0%	(0.0%)	金属製品
0.0%	(0.0%)	0	0.0%	(0.0%)	0	0.0%	(0.0%)	0	0.0%	(0.0%)	鉄道車両
26.4%	(55.8%)	2,009,865	80.8%	(95.8%)	1,041,440	82.1%	(99.9%)	968,425	79.6%	(91.6%)	完成自動車
0.0%	(0.0%)	0	0.0%	(0.0%)	0	0.0%	(0.0%)	0	0.0%	(0.0%)	その他輸送車両
0.0%	(0.0%)	0	0.0%	(0.0%)	0	0.0%	(0.0%)	0	0.0%	(0.0%)	二輪自動車
0.0%	(0.0%)	0	0.0%	(0.0%)	0	0.0%	(0.0%)	0	0.0%	(0.0%)	自動車部品
4.6%	(9.8%)	0	0.0%	(0.0%)	0	0.0%	(0.0%)	0	0.0%	(0.0%)	その他輸送機械
6.0%	(12.7%)	1,405	0.1%	(0.1%)	575	0.0%	(0.1%)	830	0.1%	(0.1%)	産業機械
3.1%	(6.5%)	0	0.0%	(0.0%)	0	0.0%	(0.0%)	0	0.0%	(0.0%)	電気機械
3.4%	(7.1%)	0	0.0%	(0.0%)	0	0.0%	(0.0%)	0	0.0%	(0.0%)	測量・光学・医療用機械
0.0%	(0.0%)	0	0.0%	(0.0%)	0	0.0%	(0.0%)	0	0.0%	(0.0%)	事務用機器
0.9%	(1.9%)	0	0.0%	(0.0%)	0	0.0%	(0.0%)	0	0.0%	(0.0%)	その他機械
0.4%	(100.0%)	0	0.0%	(0.0%)	0	0.0%	(0.0%)	0	0.0%	(0.0%)	化学工業品
0.0%	(0.0%)	0	0.0%	(0.0%)	0	0.0%	(0.0%)	0	0.0%	(0.0%)	陶磁器
0.0%	(0.0%)	0	0.0%	(0.0%)	0	0.0%	(0.0%)	0	0.0%	(0.0%)	セメント
0.0%	(0.0%)	0	0.0%	(0.0%)	0	0.0%	(0.0%)	0	0.0%	(0.0%)	ガラス類
0.0%	(0.0%)	0	0.0%	(0.0%)	0	0.0%	(0.0%)	0	0.0%	(0.0%)	窯業
0.0%	(0.0%)	0	0.0%	(0.0%)	0	0.0%	(0.0%)	0	0.0%	(0.0%)	石油
0.0%	(0.0%)	0	0.0%	(0.0%)	0	0.0%	(0.0%)	0	0.0%	(0.0%)	石油製品
0.0%	(0.0%)	0	0.0%	(0.0%)	0	0.0%	(0.0%)	0	0.0%	(0.0%)	LNG(液化天然ガス)
0.0%	(0.0%)	0	0.0%	(0.0%)	0	0.0%	(0.0%)	0	0.0%	(0.0%)	LPG(液化石油ガス)
0.0%	(0.0%)	0	0.0%	(0.0%)	0	0.0%	(0.0%)	0	0.0%	(0.0%)	その他石油製品
0.0%	(0.0%)	0	0.0%	(0.0%)	0	0.0%	(0.0%)	0	0.0%	(0.0%)	コークス
0.0%	(0.0%)	0	0.0%	(0.0%)	0	0.0%	(0.0%)	0	0.0%	(0.0%)	石炭製品
0.1%	(26.0%)	0	0.0%	(0.0%)	0	0.0%	(0.0%)	0	0.0%	(0.0%)	化学薬品
0.0%	(0.0%)	0	0.0%	(0.0%)	0	0.0%	(0.0%)	0	0.0%	(0.0%)	化学肥料
0.3%	(74.0%)	0	0.0%	(0.0%)	0	0.0%	(0.0%)	0	0.0%	(0.0%)	染料・塗料・合成樹脂・その他化学工業品
2.6%	(100.0%)	68,595	2.8%	(100.0%)	67,937	5.4%	(100.0%)	658	0.1%	(100.0%)	軽工業品
0.0%	(0.0%)	0	0.0%	(0.0%)	0	0.0%	(0.0%)	0	0.0%	(0.0%)	紙・パルプ
0.0%	(0.0%)	0	0.0%	(0.0%)	0	0.0%	(0.0%)	0	0.0%	(0.0%)	糸及び紡績半製品
0.5%	(20.9%)	0	0.0%	(0.0%)	0	0.0%	(0.0%)	0	0.0%	(0.0%)	その他繊維工業品
0.0%	(0.0%)	0	0.0%	(0.0%)	0	0.0%	(0.0%)	0	0.0%	(0.0%)	砂糖
2.0%	(78.2%)	0	0.0%	(0.0%)	0	0.0%	(0.0%)	0	0.0%	(0.0%)	製造食品
0.0%	(0.9%)	0	0.0%	(0.0%)	0	0.0%	(0.0%)	0	0.0%	(0.0%)	飲料
0.0%	(0.0%)	67,937	2.7%	(99.0%)	67,937	5.4%	(100.0%)	0	0.0%	(0.0%)	水
0.0%	(0.0%)	0	0.0%	(0.0%)	0	0.0%	(0.0%)	0	0.0%	(0.0%)	たばこ
0.0%	(0.0%)	658	0.0%	(1.0%)	0	0.0%	(0.0%)	658	0.1%	(100.0%)	その他食料工業品
20.9%	(100.0%)	162,425	6.5%	(100.0%)	158,525	12.5%	(100.0%)	3,900	0.3%	(100.0%)	雑工業品
0.0%	(0.0%)	0	0.0%	(0.0%)	0	0.0%	(0.0%)	0	0.0%	(0.0%)	がらん具
16.2%	(77.7%)	0	0.0%	(0.0%)	0	0.0%	(0.0%)	0	0.0%	(0.0%)	衣服・身廻り・はきもの
0.0%	(0.0%)	0	0.0%	(0.0%)	0	0.0%	(0.0%)	0	0.0%	(0.0%)	文房具・運動器
0.9%	(4.1%)	0	0.0%	(0.0%)	0	0.0%	(0.0%)	0	0.0%	(0.0%)	娯楽用品・楽器
3.8%	(18.1%)	0	0.0%	(0.0%)	0	0.0%	(0.0%)	0	0.0%	(0.0%)	家具・装飾品
0.0%	(0.0%)	162,425	6.5%	(100.0%)	158,525	12.5%	(100.0%)	3,900	0.3%	(100.0%)	その他日用品
0.0%	(0.1%)	0	0.0%	(0.0%)	0	0.0%	(0.0%)	0	0.0%	(0.0%)	ゴム製品
0.0%	(0.0%)	0	0.0%	(0.0%)	0	0.0%	(0.0%)	0	0.0%	(0.0%)	木製品
0.0%	(0.0%)	0	0.0%	(0.0%)	0	0.0%	(0.0%)	0	0.0%	(0.0%)	その他製造工業品
9.2%	(100.0%)	19,011	0.8%	(100.0%)	16	0.0%	(100.0%)	18,995	1.6%	(100.0%)	特殊
0.0%	(0.0%)	0	0.0%	(0.0%)	0	0.0%	(0.0%)	0	0.0%	(0.0%)	金属くず
0.0%	(0.0%)	0	0.0%	(0.0%)	0	0.0%	(0.0%)	0	0.0%	(0.0%)	再利用資材
0.0%	(0.2%)	18,995	0.8%	(99.9%)	0	0.0%	(0.0%)	18,995	1.6%	(100.0%)	動植物性製造飼料
0.0%	(0.0%)	0	0.0%	(0.0%)	0	0.0%	(0.0%)	0	0.0%	(0.0%)	廃棄物
0.0%	(0.0%)	0	0.0%	(0.0%)	0	0.0%	(0.0%)	0	0.0%	(0.0%)	廃土・砂
0.2%	(1.7%)	16	0.0%	(0.1%)	16	0.0%	(100.0%)	0	0.0%	(0.0%)	輸送用容器
9.0%	(98.1%)	0	0.0%	(0.0%)	0	0.0%	(0.0%)	0	0.0%	(0.0%)	取合せ品
0.0%	(100.0%)	0	0.0%	(0.0%)	0	0.0%	(0.0%)	0	0.0%	(0.0%)	分類不能のもの
0.0%	(100.0%)	0	0.0%	(0.0%)	0	0.0%	(0.0%)	0	0.0%	(0.0%)	分類不能のもの



V-3. 専用岸壁取扱貨物品別貨物量(平成22年)

(単位:トン)

	合計									外国貿易						
	計			輸移入			計			輸出			貨物量			
	貨物量	構成比	対大分類	貨物量	構成比	対大分類	貨物量	構成比	対大分類	貨物量	構成比	対大分類				
合計	1,968,282	100.0%	-	668,711	100.0%	-	1,299,571	100.0%	-	409,773	100.0%	-	15,446	100.0%	-	394,327
(1)農水産品	0	0.0%	(0.0%)	0	0.0%	(0.0%)	0	0.0%	(0.0%)	0	0.0%	(0.0%)	0	0.0%	(0.0%)	0
011 麦	0	0.0%	(0.0%)	0	0.0%	(0.0%)	0	0.0%	(0.0%)	0	0.0%	(0.0%)	0	0.0%	(0.0%)	0
021 米	0	0.0%	(0.0%)	0	0.0%	(0.0%)	0	0.0%	(0.0%)	0	0.0%	(0.0%)	0	0.0%	(0.0%)	0
022 とうもろこし	0	0.0%	(0.0%)	0	0.0%	(0.0%)	0	0.0%	(0.0%)	0	0.0%	(0.0%)	0	0.0%	(0.0%)	0
023 豆	0	0.0%	(0.0%)	0	0.0%	(0.0%)	0	0.0%	(0.0%)	0	0.0%	(0.0%)	0	0.0%	(0.0%)	0
024 その他雑穀	0	0.0%	(0.0%)	0	0.0%	(0.0%)	0	0.0%	(0.0%)	0	0.0%	(0.0%)	0	0.0%	(0.0%)	0
031 野菜・果物	0	0.0%	(0.0%)	0	0.0%	(0.0%)	0	0.0%	(0.0%)	0	0.0%	(0.0%)	0	0.0%	(0.0%)	0
041 綿花	0	0.0%	(0.0%)	0	0.0%	(0.0%)	0	0.0%	(0.0%)	0	0.0%	(0.0%)	0	0.0%	(0.0%)	0
051 その他農産品	0	0.0%	(0.0%)	0	0.0%	(0.0%)	0	0.0%	(0.0%)	0	0.0%	(0.0%)	0	0.0%	(0.0%)	0
061 羊	0	0.0%	(0.0%)	0	0.0%	(0.0%)	0	0.0%	(0.0%)	0	0.0%	(0.0%)	0	0.0%	(0.0%)	0
071 その他畜産品	0	0.0%	(0.0%)	0	0.0%	(0.0%)	0	0.0%	(0.0%)	0	0.0%	(0.0%)	0	0.0%	(0.0%)	0
081 水産	0	0.0%	(0.0%)	0	0.0%	(0.0%)	0	0.0%	(0.0%)	0	0.0%	(0.0%)	0	0.0%	(0.0%)	0
(2)林産品	0	0.0%	(0.0%)	0	0.0%	(0.0%)	0	0.0%	(0.0%)	0	0.0%	(0.0%)	0	0.0%	(0.0%)	0
091 原木	0	0.0%	(0.0%)	0	0.0%	(0.0%)	0	0.0%	(0.0%)	0	0.0%	(0.0%)	0	0.0%	(0.0%)	0
092 製材	0	0.0%	(0.0%)	0	0.0%	(0.0%)	0	0.0%	(0.0%)	0	0.0%	(0.0%)	0	0.0%	(0.0%)	0
101 樹脂	0	0.0%	(0.0%)	0	0.0%	(0.0%)	0	0.0%	(0.0%)	0	0.0%	(0.0%)	0	0.0%	(0.0%)	0
111 木材チップ	0	0.0%	(0.0%)	0	0.0%	(0.0%)	0	0.0%	(0.0%)	0	0.0%	(0.0%)	0	0.0%	(0.0%)	0
112 その他林産品	0	0.0%	(0.0%)	0	0.0%	(0.0%)	0	0.0%	(0.0%)	0	0.0%	(0.0%)	0	0.0%	(0.0%)	0
121 薪炭	0	0.0%	(0.0%)	0	0.0%	(0.0%)	0	0.0%	(0.0%)	0	0.0%	(0.0%)	0	0.0%	(0.0%)	0
(3)鉱産品	725,504	36.9%	(100.0%)	216,492	32.4%	(100.0%)	509,012	39.2%	(100.0%)	172,518	42.1%	(100.0%)	0	0.0%	(0.0%)	172,518
131 石炭	313,489	15.9%	(43.2%)	0	0.0%	(0.0%)	313,489	24.1%	(61.6%)	0	0.0%	(0.0%)	0	0.0%	(0.0%)	0
141 鉄鉱石	0	0.0%	(0.0%)	0	0.0%	(0.0%)	0	0.0%	(0.0%)	0	0.0%	(0.0%)	0	0.0%	(0.0%)	0
151 金属鉱	172,051	8.7%	(23.7%)	60,670	9.1%	(28.0%)	111,381	8.6%	(21.9%)	103,565	25.3%	(60.0%)	0	0.0%	(0.0%)	103,565
161 砂利・砂	0	0.0%	(0.0%)	0	0.0%	(0.0%)	0	0.0%	(0.0%)	0	0.0%	(0.0%)	0	0.0%	(0.0%)	0
162 石材	0	0.0%	(0.0%)	0	0.0%	(0.0%)	0	0.0%	(0.0%)	0	0.0%	(0.0%)	0	0.0%	(0.0%)	0
171 原油	0	0.0%	(0.0%)	0	0.0%	(0.0%)	0	0.0%	(0.0%)	0	0.0%	(0.0%)	0	0.0%	(0.0%)	0
181 リン鉱石	79,008	4.0%	(10.9%)	0	0.0%	(0.0%)	79,008	6.1%	(15.5%)	68,953	16.8%	(40.0%)	0	0.0%	(0.0%)	68,953
191 石灰石	5,134	0.3%	(0.7%)	0	0.0%	(0.0%)	5,134	0.4%	(1.0%)	0	0.0%	(0.0%)	0	0.0%	(0.0%)	0
201 原塩	0	0.0%	(0.0%)	0	0.0%	(0.0%)	0	0.0%	(0.0%)	0	0.0%	(0.0%)	0	0.0%	(0.0%)	0
211 非金属鉱物	155,822	7.9%	(21.5%)	155,822	23.3%	(72.0%)	0	0.0%	(0.0%)	0	0.0%	(0.0%)	0	0.0%	(0.0%)	0
(4)金属機械工業品	100,816	5.1%	(100.0%)	42,564	6.4%	(100.0%)	58,252	4.5%	(100.0%)	0	0.0%	(0.0%)	0	0.0%	(0.0%)	0
221 鉄鋼	0	0.0%	(0.0%)	0	0.0%	(0.0%)	0	0.0%	(0.0%)	0	0.0%	(0.0%)	0	0.0%	(0.0%)	0
222 鋼材	38,627	2.0%	(38.3%)	0	0.0%	(0.0%)	38,627	3.0%	(66.3%)	0	0.0%	(0.0%)	0	0.0%	(0.0%)	0
231 非鉄金属	49,841	2.5%	(49.4%)	33,701	5.0%	(79.2%)	16,140	1.2%	(27.7%)	0	0.0%	(0.0%)	0	0.0%	(0.0%)	0
241 金属製品	0	0.0%	(0.0%)	0	0.0%	(0.0%)	0	0.0%	(0.0%)	0	0.0%	(0.0%)	0	0.0%	(0.0%)	0
251 鉄道車両	0	0.0%	(0.0%)	0	0.0%	(0.0%)	0	0.0%	(0.0%)	0	0.0%	(0.0%)	0	0.0%	(0.0%)	0
252 完成自動車	0	0.0%	(0.0%)	0	0.0%	(0.0%)	0	0.0%	(0.0%)	0	0.0%	(0.0%)	0	0.0%	(0.0%)	0
253 その他輸送車両	0	0.0%	(0.0%)	0	0.0%	(0.0%)	0	0.0%	(0.0%)	0	0.0%	(0.0%)	0	0.0%	(0.0%)	0
254 二輪自動車	0	0.0%	(0.0%)	0	0.0%	(0.0%)	0	0.0%	(0.0%)	0	0.0%	(0.0%)	0	0.0%	(0.0%)	0
255 自動車部品	0	0.0%	(0.0%)	0	0.0%	(0.0%)	0	0.0%	(0.0%)	0	0.0%	(0.0%)	0	0.0%	(0.0%)	0
256 その他輸送機械	3,703	0.2%	(3.7%)	218	0.0%	(0.5%)	3,485	0.3%	(6.0%)	0	0.0%	(0.0%)	0	0.0%	(0.0%)	0
261 産業機械	8,645	0.4%	(8.6%)	8,645	1.3%	(20.3%)	0	0.0%	(0.0%)	0	0.0%	(0.0%)	0	0.0%	(0.0%)	0
262 電気機械	0	0.0%	(0.0%)	0	0.0%	(0.0%)	0	0.0%	(0.0%)	0	0.0%	(0.0%)	0	0.0%	(0.0%)	0
263 測量・光学・医療用機械	0	0.0%	(0.0%)	0	0.0%	(0.0%)	0	0.0%	(0.0%)	0	0.0%	(0.0%)	0	0.0%	(0.0%)	0
264 事務用機器	0	0.0%	(0.0%)	0	0.0%	(0.0%)	0	0.0%	(0.0%)	0	0.0%	(0.0%)	0	0.0%	(0.0%)	0
265 その他機械	0	0.0%	(0.0%)	0	0.0%	(0.0%)	0	0.0%	(0.0%)	0	0.0%	(0.0%)	0	0.0%	(0.0%)	0
(5)化学工業品	1,141,962	58.0%	(100.0%)	409,655	61.3%	(100.0%)	732,307	56.3%	(100.0%)	237,255	57.9%	(100.0%)	15,446	100.0%	(100.0%)	221,809
271 陶磁器	0	0.0%	(0.0%)	0	0.0%	(0.0%)	0	0.0%	(0.0%)	0	0.0%	(0.0%)	0	0.0%	(0.0%)	0
281 セメント	0	0.0%	(0.0%)	0	0.0%	(0.0%)	0	0.0%	(0.0%)	0	0.0%	(0.0%)	0	0.0%	(0.0%)	0
291 ガラス類	0	0.0%	(0.0%)	0	0.0%	(0.0%)	0	0.0%	(0.0%)	0	0.0%	(0.0%)	0	0.0%	(0.0%)	0
301 窯業品	0	0.0%	(0.0%)	0	0.0%	(0.0%)	0	0.0%	(0.0%)	0	0.0%	(0.0%)	0	0.0%	(0.0%)	0
311 重油	397,573	20.2%	(34.8%)	48,408	7.2%	(11.8%)	349,165	26.9%	(47.7%)	37,143	9.1%	(15.7%)	0	0.0%	(0.0%)	37,143
321 石油製品	476,462	24.2%	(41.7%)	239,836	35.9%	(58.5%)	236,626	18.2%	(32.3%)	200,112	48.8%	(84.3%)	15,446	100.0%	(100.0%)	184,666
322 LNG(液化天然ガス)	0	0.0%	(0.0%)	0	0.0%	(0.0%)	0	0.0%	(0.0%)	0	0.0%	(0.0%)	0	0.0%	(0.0%)	0
323 LPG(液化石油ガス)	0	0.0%	(0.0%)	0	0.0%	(0.0%)	0	0.0%	(0.0%)	0	0.0%	(0.0%)	0	0.0%	(0.0%)	0
324 その他石油製品	0	0.0%	(0.0%)	0	0.0%	(0.0%)	0	0.0%	(0.0%)	0	0.0%	(0.0%)	0	0.0%	(0.0%)	0
331 コークス	0	0.0%	(0.0%)	0	0.0%	(0.0%)	0	0.0%	(0.0%)	0	0.0%	(0.0%)	0	0.0%	(0.0%)	0
341 石炭製品	0	0.0%	(0.0%)	0	0.0%	(0.0%)	0	0.0%	(0.0%)	0	0.0%	(0.0%)	0	0.0%	(0.0%)	0
351 化学薬品	267,927	13.6%	(23.5%)	121,411	18.2%	(29.6%)	146,516	11.3%	(20.0%)	0	0.0%	(0.0%)	0	0.0%	(0.0%)	0
361 化学肥料	0	0.0%	(0.0%)	0	0.0%	(0.0%)	0	0.0%	(0.0%)	0	0.0%	(0.0%)	0	0.0%	(0.0%)	0
371 染料・塗料・合成樹脂・その他化学工業品	0	0.0%	(0.0%)	0	0.0%	(0.0%)	0	0.0%	(0.0%)	0	0.0%	(0.0%)	0	0.0%	(0.0%)	0
(6)軽工業品	0	0.0%	(0.0%)	0	0.0%	(0.0%)	0	0.0%	(0.0%)	0	0.0%	(0.0%)	0	0.0%	(0.0%)	0
381 紙・パルプ	0	0.0%	(0.0%)	0	0.0%	(0.0%)	0	0.0%	(0.0%)	0	0.0%	(0.0%)	0	0.0%	(0.0%)	0
391 糸及び紡績半製品	0	0.0%	(0.0%)	0	0.0%	(0.0%)	0	0.0%	(0.0%)	0	0.0%	(0.0%)	0	0.0%	(0.0%)	0
401 その他繊維工業品	0	0.0%	(0.0%)	0	0.0%	(0.0%)	0	0.0%	(0.0%)	0	0.0%	(0.0%)	0	0.0%	(0.0%)	0
411 砂糖	0	0.0%	(0.0%)	0	0.0%	(0.0%)	0	0.0%	(0.0%)	0	0.0%	(0.0%)	0	0.0%	(0.0%)	0
421 製造食品	0	0.0%	(0.0%)	0	0.0%	(0.0%)	0	0.0%	(0.0%)	0	0.0%	(0.0%)	0	0.0%	(0.0%)	0
422 飲料	0	0.0%	(0.0%)	0	0.0%	(0.0%)	0	0.0%	(0.0%)	0	0.0%	(0.0%)	0	0.0%	(0.0%)	0
423 水	0	0.0%	(0.0%)	0	0.0%	(0.0%)	0	0.0%	(0.0%)	0	0.0%	(0.0%)	0	0.0%	(0.0%)	0
424 たばこ	0	0.0%	(0.0%)	0	0.0%	(0.0%)	0	0.0%	(0.0%)	0	0.0%	(0.0%)	0	0.0%	(0.0%)	0
425 その他食料工業品	0	0.0%	(0.0%)	0	0.0%	(0.0%)	0	0.0%	(0.0%)	0	0.0%	(0.0%)	0	0.0%	(0.0%)	0
(7)雑工業品	0	0.0%	(0.0%)	0	0.0%	(0.0%)	0	0.0%	(0.0%)	0	0.0%	(0.0%)	0	0.0%	(0.0%)	0
431 がん具	0	0.0%	(0.0%)	0	0.0%	(0.0%)	0	0.0%	(0.0%)	0	0.0%	(0.0%)	0	0.0%	(0.0%)	0
441 衣服・身廻品・はきもの	0	0.0%	(0.0%)	0	0.0%	(0.0										

V-3. 専用岸壁取扱貨物品別貨物量(平成22年)

(単位:トン)

輸入	国内貿易										
	計					移出		移入			
	構成比	対大分類	貨物量	構成比	対大分類	貨物量	構成比	対大分類	貨物量	構成比	対大分類
100.0%	-	1,558,509	100.0%	-	653,265	100.0%	-	905,244	100.0%	-	
0.0%	( 0.0%)	0	0.0%	( 0.0%)	0	0.0%	( 0.0%)	0	0.0%	( 0.0%)	農 水 産 品
0.0%	( 0.0%)	0	0.0%	( 0.0%)	0	0.0%	( 0.0%)	0	0.0%	( 0.0%)	麦
0.0%	( 0.0%)	0	0.0%	( 0.0%)	0	0.0%	( 0.0%)	0	0.0%	( 0.0%)	米
0.0%	( 0.0%)	0	0.0%	( 0.0%)	0	0.0%	( 0.0%)	0	0.0%	( 0.0%)	とうもろこし
0.0%	( 0.0%)	0	0.0%	( 0.0%)	0	0.0%	( 0.0%)	0	0.0%	( 0.0%)	豆
0.0%	( 0.0%)	0	0.0%	( 0.0%)	0	0.0%	( 0.0%)	0	0.0%	( 0.0%)	その他雑穀
0.0%	( 0.0%)	0	0.0%	( 0.0%)	0	0.0%	( 0.0%)	0	0.0%	( 0.0%)	野菜・果物
0.0%	( 0.0%)	0	0.0%	( 0.0%)	0	0.0%	( 0.0%)	0	0.0%	( 0.0%)	綿
0.0%	( 0.0%)	0	0.0%	( 0.0%)	0	0.0%	( 0.0%)	0	0.0%	( 0.0%)	その他農産品
0.0%	( 0.0%)	0	0.0%	( 0.0%)	0	0.0%	( 0.0%)	0	0.0%	( 0.0%)	羊
0.0%	( 0.0%)	0	0.0%	( 0.0%)	0	0.0%	( 0.0%)	0	0.0%	( 0.0%)	その他畜産品
0.0%	( 0.0%)	0	0.0%	( 0.0%)	0	0.0%	( 0.0%)	0	0.0%	( 0.0%)	水産品
0.0%	( 0.0%)	0	0.0%	( 0.0%)	0	0.0%	( 0.0%)	0	0.0%	( 0.0%)	林産品
0.0%	( 0.0%)	0	0.0%	( 0.0%)	0	0.0%	( 0.0%)	0	0.0%	( 0.0%)	原木
0.0%	( 0.0%)	0	0.0%	( 0.0%)	0	0.0%	( 0.0%)	0	0.0%	( 0.0%)	製材
0.0%	( 0.0%)	0	0.0%	( 0.0%)	0	0.0%	( 0.0%)	0	0.0%	( 0.0%)	樹脂類
0.0%	( 0.0%)	0	0.0%	( 0.0%)	0	0.0%	( 0.0%)	0	0.0%	( 0.0%)	木材チップ
0.0%	( 0.0%)	0	0.0%	( 0.0%)	0	0.0%	( 0.0%)	0	0.0%	( 0.0%)	その他林産品
0.0%	( 0.0%)	0	0.0%	( 0.0%)	0	0.0%	( 0.0%)	0	0.0%	( 0.0%)	薪
43.7%	(100.0%)	552,986	35.5%	(100.0%)	216,492	33.1%	(100.0%)	336,494	37.2%	(100.0%)	鉱産品
0.0%	( 0.0%)	313,489	20.1%	( 56.7%)	0	0.0%	( 0.0%)	313,489	34.6%	( 93.2%)	石炭
0.0%	( 0.0%)	0	0.0%	( 0.0%)	0	0.0%	( 0.0%)	0	0.0%	( 0.0%)	鉄鉱石
26.3%	( 60.0%)	68,486	4.4%	(12.4%)	60,670	9.3%	(28.0%)	7,816	0.9%	( 2.3%)	金属
0.0%	( 0.0%)	0	0.0%	( 0.0%)	0	0.0%	( 0.0%)	0	0.0%	( 0.0%)	砂利
0.0%	( 0.0%)	0	0.0%	( 0.0%)	0	0.0%	( 0.0%)	0	0.0%	( 0.0%)	石材
0.0%	( 0.0%)	0	0.0%	( 0.0%)	0	0.0%	( 0.0%)	0	0.0%	( 0.0%)	原油
17.5%	( 40.0%)	10,055	0.6%	( 1.8%)	0	0.0%	( 0.0%)	10,055	1.1%	( 3.0%)	りん鉱石
0.0%	( 0.0%)	5,134	0.3%	( 0.9%)	0	0.0%	( 0.0%)	5,134	0.6%	( 1.5%)	石灰
0.0%	( 0.0%)	0	0.0%	( 0.0%)	0	0.0%	( 0.0%)	0	0.0%	( 0.0%)	石膏
0.0%	( 0.0%)	155,822	10.0%	(28.2%)	155,822	23.9%	(72.0%)	0	0.0%	( 0.0%)	非金属鉱物
0.0%	( 0.0%)	100,816	6.5%	(100.0%)	42,564	6.5%	(100.0%)	58,252	6.4%	(100.0%)	金属機械工業品
0.0%	( 0.0%)	0	0.0%	( 0.0%)	0	0.0%	( 0.0%)	0	0.0%	( 0.0%)	鉄
0.0%	( 0.0%)	38,627	2.5%	( 38.3%)	0	0.0%	( 0.0%)	38,627	4.3%	( 66.3%)	鋼材
0.0%	( 0.0%)	49,841	3.2%	( 49.4%)	33,701	5.2%	(79.2%)	16,140	1.8%	( 27.7%)	非鉄金属
0.0%	( 0.0%)	0	0.0%	( 0.0%)	0	0.0%	( 0.0%)	0	0.0%	( 0.0%)	金属製品
0.0%	( 0.0%)	0	0.0%	( 0.0%)	0	0.0%	( 0.0%)	0	0.0%	( 0.0%)	鉄道車両
0.0%	( 0.0%)	0	0.0%	( 0.0%)	0	0.0%	( 0.0%)	0	0.0%	( 0.0%)	完成自動車
0.0%	( 0.0%)	0	0.0%	( 0.0%)	0	0.0%	( 0.0%)	0	0.0%	( 0.0%)	その他輸送車両
0.0%	( 0.0%)	0	0.0%	( 0.0%)	0	0.0%	( 0.0%)	0	0.0%	( 0.0%)	二輪自動車
0.0%	( 0.0%)	0	0.0%	( 0.0%)	0	0.0%	( 0.0%)	0	0.0%	( 0.0%)	自動車部品
0.0%	( 0.0%)	3,703	0.2%	( 3.7%)	218	0.0%	( 0.5%)	3,485	0.4%	( 6.0%)	その他輸送機械
0.0%	( 0.0%)	8,645	0.6%	( 8.6%)	8,645	1.3%	(20.3%)	0	0.0%	( 0.0%)	産業機械
0.0%	( 0.0%)	0	0.0%	( 0.0%)	0	0.0%	( 0.0%)	0	0.0%	( 0.0%)	電気機械
0.0%	( 0.0%)	0	0.0%	( 0.0%)	0	0.0%	( 0.0%)	0	0.0%	( 0.0%)	測量・光学・医療用機械
0.0%	( 0.0%)	0	0.0%	( 0.0%)	0	0.0%	( 0.0%)	0	0.0%	( 0.0%)	事務用機器
0.0%	( 0.0%)	0	0.0%	( 0.0%)	0	0.0%	( 0.0%)	0	0.0%	( 0.0%)	その他機械
56.3%	(100.0%)	904,707	58.0%	(100.0%)	394,209	60.3%	(100.0%)	510,498	56.4%	(100.0%)	化学工業品
0.0%	( 0.0%)	0	0.0%	( 0.0%)	0	0.0%	( 0.0%)	0	0.0%	( 0.0%)	陶磁器
0.0%	( 0.0%)	0	0.0%	( 0.0%)	0	0.0%	( 0.0%)	0	0.0%	( 0.0%)	セメント
0.0%	( 0.0%)	0	0.0%	( 0.0%)	0	0.0%	( 0.0%)	0	0.0%	( 0.0%)	ガラス類
0.0%	( 0.0%)	0	0.0%	( 0.0%)	0	0.0%	( 0.0%)	0	0.0%	( 0.0%)	窯業品
9.4%	(16.7%)	360,430	23.1%	( 39.8%)	48,408	7.4%	(12.3%)	312,022	34.5%	( 61.1%)	重油
46.8%	( 83.3%)	276,350	17.7%	( 30.5%)	224,390	34.3%	( 56.9%)	51,960	5.7%	(10.2%)	石油製品
0.0%	( 0.0%)	0	0.0%	( 0.0%)	0	0.0%	( 0.0%)	0	0.0%	( 0.0%)	LNG(液化天然ガス)
0.0%	( 0.0%)	0	0.0%	( 0.0%)	0	0.0%	( 0.0%)	0	0.0%	( 0.0%)	LPG(液化石油ガス)
0.0%	( 0.0%)	0	0.0%	( 0.0%)	0	0.0%	( 0.0%)	0	0.0%	( 0.0%)	その他石油製品
0.0%	( 0.0%)	0	0.0%	( 0.0%)	0	0.0%	( 0.0%)	0	0.0%	( 0.0%)	コークス
0.0%	( 0.0%)	0	0.0%	( 0.0%)	0	0.0%	( 0.0%)	0	0.0%	( 0.0%)	石炭製品
0.0%	( 0.0%)	267,927	17.2%	( 29.6%)	121,411	18.6%	( 30.8%)	146,516	16.2%	( 28.7%)	化学薬品
0.0%	( 0.0%)	0	0.0%	( 0.0%)	0	0.0%	( 0.0%)	0	0.0%	( 0.0%)	化学肥料
0.0%	( 0.0%)	0	0.0%	( 0.0%)	0	0.0%	( 0.0%)	0	0.0%	( 0.0%)	染料・塗料・合成樹脂・その他化学工業品
0.0%	( 0.0%)	0	0.0%	( 0.0%)	0	0.0%	( 0.0%)	0	0.0%	( 0.0%)	軽工業品
0.0%	( 0.0%)	0	0.0%	( 0.0%)	0	0.0%	( 0.0%)	0	0.0%	( 0.0%)	紙・パルプ
0.0%	( 0.0%)	0	0.0%	( 0.0%)	0	0.0%	( 0.0%)	0	0.0%	( 0.0%)	糸及び紡績半製品
0.0%	( 0.0%)	0	0.0%	( 0.0%)	0	0.0%	( 0.0%)	0	0.0%	( 0.0%)	その他繊維工業品
0.0%	( 0.0%)	0	0.0%	( 0.0%)	0	0.0%	( 0.0%)	0	0.0%	( 0.0%)	砂糖
0.0%	( 0.0%)	0	0.0%	( 0.0%)	0	0.0%	( 0.0%)	0	0.0%	( 0.0%)	製造食品
0.0%	( 0.0%)	0	0.0%	( 0.0%)	0	0.0%	( 0.0%)	0	0.0%	( 0.0%)	飲料
0.0%	( 0.0%)	0	0.0%	( 0.0%)	0	0.0%	( 0.0%)	0	0.0%	( 0.0%)	水
0.0%	( 0.0%)	0	0.0%	( 0.0%)	0	0.0%	( 0.0%)	0	0.0%	( 0.0%)	たばこ
0.0%	( 0.0%)	0	0.0%	( 0.0%)	0	0.0%	( 0.0%)	0	0.0%	( 0.0%)	その他食料工業品
0.0%	( 0.0%)	0	0.0%	( 0.0%)	0	0.0%	( 0.0%)	0	0.0%	( 0.0%)	雑工業品
0.0%	( 0.0%)	0	0.0%	( 0.0%)	0	0.0%	( 0.0%)	0	0.0%	( 0.0%)	がらん具
0.0%	( 0.0%)	0	0.0%	( 0.0%)	0	0.0%	( 0.0%)	0	0.0%	( 0.0%)	衣服・身廻品・はきもの
0.0%	( 0.0%)	0	0.0%	( 0.0%)	0	0.0%	( 0.0%)	0	0.0%	( 0.0%)	文房具・運動器
0.0%	( 0.0%)	0	0.0%	( 0.0%)	0	0.0%	( 0.0%)	0	0.0%	( 0.0%)	娯楽用品・楽器
0.0%	( 0.0%)	0	0.0%	( 0.0%)	0	0.0%	( 0.0%)	0	0.0%	( 0.0%)	家具・装備品
0.0%	( 0.0%)	0	0.0%	( 0.0%)	0	0.0%	( 0.0%)	0	0.0%	( 0.0%)	その他日用品
0.0%	( 0.0%)	0	0.0%	( 0.0%)	0	0.0%	( 0.0%)	0	0.0%	( 0.0%)	ゴム製品
0.0%	( 0.0%)	0	0.0%	( 0.0%)	0	0.0%	( 0.0%)	0	0.0%	( 0.0%)	木製品
0.0%	( 0.0%)	0	0.0%	( 0.0%)	0	0.0%	( 0.0%)	0	0.0%	( 0.0%)	その他製造工業品
0.0%	( 0.0%)	0	0.0%	( 0.0%)	0	0.0%	( 0.0%)	0	0.0%	( 0.0%)	特殊品
0.0%	( 0.0%)	0	0.0%	( 0.0%)	0	0.0%	( 0.0%)	0	0.0%	( 0.0%)	金属くず
0.0%	( 0.0%)	0	0.0%	( 0.0%)	0	0.0%	( 0.0%)	0	0.0%	( 0.0%)	再利用資材
0.0%	( 0.0%)	0	0.0%	( 0.0%)	0	0.0%	( 0.0%)	0	0.0%	( 0.0%)	動植物性製造飼肥料
0.0%	( 0.0%)	0	0.0%	( 0.0%)	0	0.0%	( 0.0%)	0	0.0%	( 0.0%)	廃棄物
0.0%	( 0.0%)	0	0.0%	( 0.0%)	0	0.0%	( 0.0%)	0	0.0%	( 0.0%)	廃土
0.0%	( 0.0%)	0	0.0%	( 0.0%)	0	0.0%	( 0.0%)	0	0.0%	( 0.0%)	輸送用容器
0.0%	( 0.0%)	0	0.0%	( 0.0%)	0	0.0%	( 0.0%)	0	0.0%	( 0.0%)	取合せ品
0.0%	( 0.0%)	0	0.0%	( 0.0%)	0	0.0%	( 0.0%)	0	0.0%	( 0.0%)	分類不能のもの
0.0%	( 0.0%)	0	0.0%	( 0.0%)	0	0.0%	( 0.0%)	0	0.0%	( 0.0%)	分類不能のもの