

# 下関港統計年報

—平成21年（2009年）—

下関市港湾局

- 入出港船舶は、荷役の有無にかかわらず、総トン数5トン以上のものについて調査しました。
- 貨物数量は、原則としてフレートトンによって計算しました。即ち、容積は1.133立方メートル、重量は1,000kgをもって1トンとし、容積または重量のいずれか大なる方をもって計算しました。
- 各統計は、当港湾局調査資料のほか、申告者、関係団体、官公庁各位のご協力を得て調査したものです。

## 概要

下関港の平成21年(2009年)の

入港船舶数は、37,779隻で前年比1.0%の増加、総トン数は、14,241,282トンで前年比9.2%の減少であった。

外航船では、入港船舶数1,558隻で前年比15.1%の減少、総トン数7,273,574トンで前年比13.9%の減少となった。内航船では、入港船舶数36,221隻で前年比1.8%の増加、総トン数6,967,708トンで前年比3.6%の減少となった。

海上出入貨物は、合計が5,710,294トンで前年比24.3%の減少となった。

外貿貨物は、輸出が853,031トンで前年比31.5%の減少、輸入が1,042,426トンで前年比20.5%の減少、合計が1,895,457トンで前年比25.8%の減少となった。国別では、対韓国貿易は、993,965トンで前年比20.1%の減少、対中国貿易は、396,815トンで前年比27.0%の減少であった。

内貿貨物は、移出が1,754,702トンで前年比19.1%の減少、移入が2,060,135トンで前年比27.0%の減少、合計が3,814,837トンで前年比23.6%の減少となった。

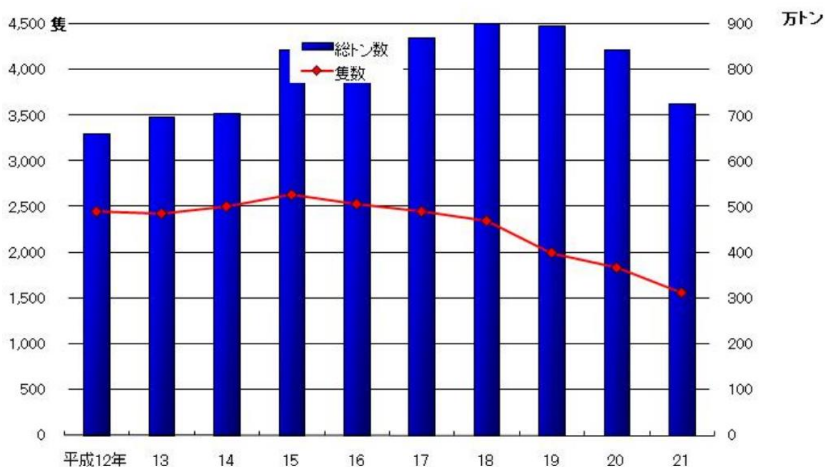
フェリー貨物を除く主な取扱貨物は、輸出ではゴム製品、石油製品、測量・光学・医療機器、産業機械、完成自動車、輸入では衣服・身廻品・はきもの、金属鉱、水産品、りん鉱石、取合せ品、移出ではゴム製品、石油製品、非金属鉱物、化学薬品、移入では石炭、石油製品、重油、砂利・砂などであった。

外貿コンテナ貨物は、個数では、輸出が33,396TEUで前年比9.6%の減少、輸入が35,315TEUで前年比3.7%の減少、合計が68,711TEUで6.7%の減少となった。貨物量は、輸出が305,496トンで前年比30.1%の減少、輸入が526,627トンで前年比9.1%の減少、合計が832,123トンで前年比18.1%の減少となった。

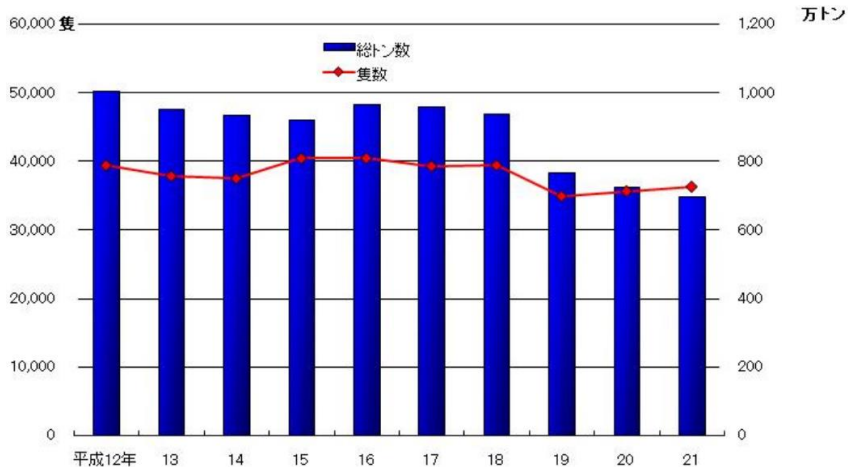
主なコンテナ取扱貨物は、輸出では、測量・光学・医療用機械、産業機械、その他輸送機械、水産品、輸入では衣服・身廻品・はきもの、取合せ品、水産品、産業機械などであった。

# I. 図表

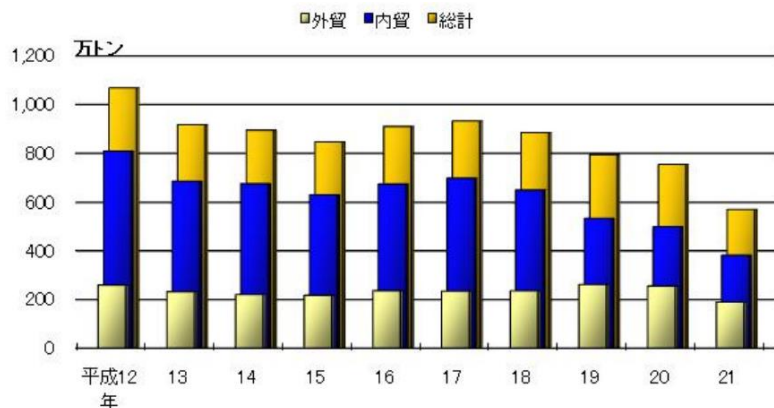
## I-1. 外航入港船舶の推移 (隻数・総トン数)



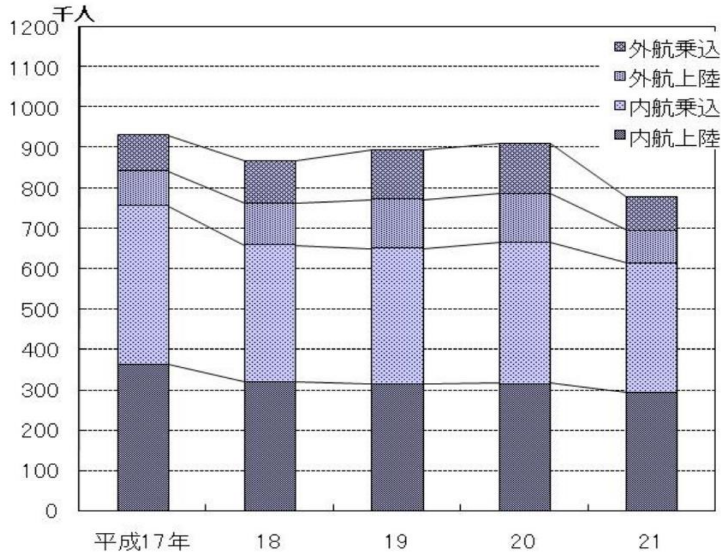
## I-2. 内航入港船舶の推移 (隻数・総トン数)



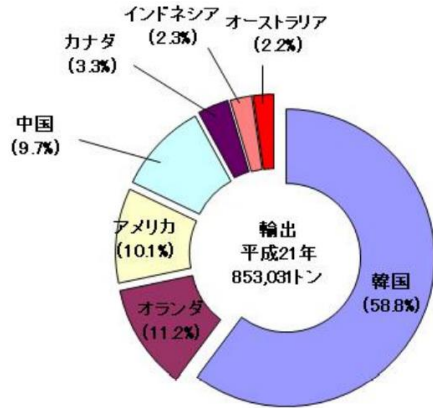
## I-3. 海上出入貨物の推移



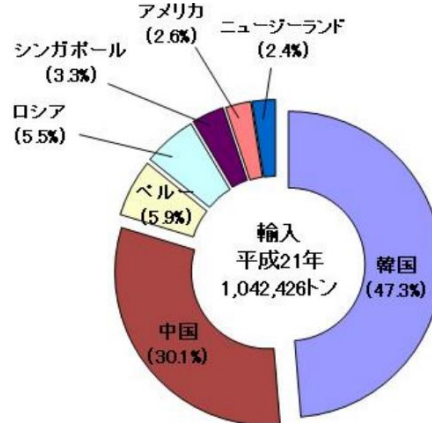
### I-4. 船舶乗降人員の推移



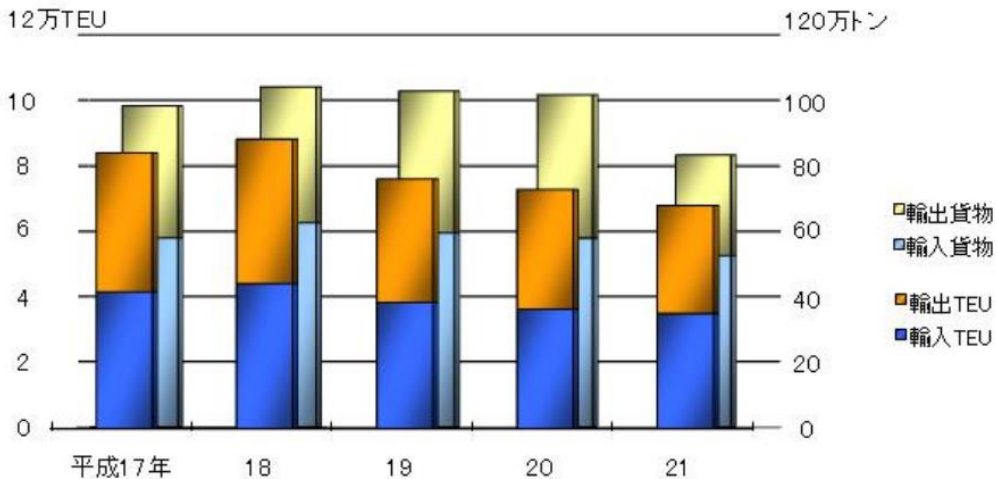
### I-5. 輸出貨物仕向国



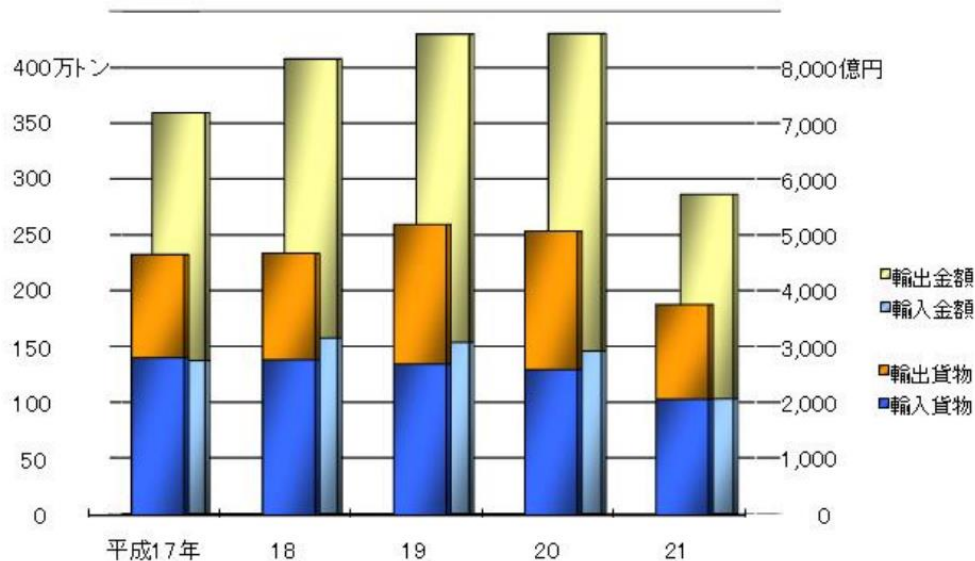
### I-6. 輸入貨物仕向国



### I-7. コンテナ個数・貨物量の推移



## I-8. 外国貿易貨物量・貿易額の推移



## I-9. 主要取扱貨物

輸 出			輸 入		
品 種	数量	構成比	品 種	数量	構成比
完 成 自 動 車	254,422	( 29.8%)	完 成 自 動 車	187,542	( 18.0%)
[うちフェリー貨物]	[184,790]	[ 21.7%]	[うちフェリー貨物]	[187,170]	[ 18.0%]
ゴ ム 製 品	[163,243]	[ 19.1%]	衣服・身廻品・はぎもの	145,639	( 14.0%)
石 油 製 品	109,909	( 12.9%)	金 属 鉱 石	94,756	( 9.1%)
測量・光学・医療用機械	93,491	( 11.0%)	水 産 産 品	90,308	( 8.7%)
産 業 機 械	78,384	( 9.2%)	リ ン 鉱 石	78,560	( 7.5%)
水 産 産 品	39,972	( 4.7%)	取 合 せ 品	78,440	( 7.5%)
電 気 機 械	22,462	( 2.6%)	産 業 機 械	45,318	( 4.3%)
そ の 他 輸 送 機 械	20,435	( 2.4%)	野 菜 ・ 果 物	44,376	( 4.3%)
取 合 せ 品	17,086	( 2.0%)	石 油 製 品	41,810	( 4.0%)
そ の 他 日 用 品	12,065	( 1.4%)	重	34,025	( 3.3%)

移 出			移 入		
品 種	数量	構成比	品 種	数量	構成比
完 成 自 動 車	1,121,600	( 63.9%)	完 成 自 動 車	992,195	( 48.2%)
[うちフェリー貨物]	[1,121,600]	[63.9%]	[うちフェリー貨物]	[966,370]	[ 46.9%]
ゴ ム 製 品	169,246	( 9.6%)	石 炭	260,405	( 13.6%)
石 油 製 品	96,127	( 5.5%)	石 油 製 品	193,794	( 9.4%)
非 金 属 鉱 物	86,830	( 4.9%)	重 油	153,440	( 7.4%)
水	67,166	( 3.8%)	砂 利 ・ 砂	111,700	( 5.4%)
化 学 薬 品	63,519	( 3.6%)	化 学 薬 品	95,610	( 4.6%)
金 属 鉱 石	57,002	( 3.2%)	鋼	94,298	( 4.6%)
非 鉄 金 属	37,513	( 2.1%)	と う も ろ こ し	36,844	( 1.8%)
重 油	36,889	( 2.1%)	非 金 属 鉱 物	25,969	( 1.3%)
産 業 機 械	9,459	( 0.5%)	動 植 物 性 製 造 飼 肥 料	18,704	( 0.9%)

Ⅱ-1. 入港船舶表(平成21年)

区 分	商 船		漁 船		避 難 船		そ の 他		合 計	
	隻数	総トン数	隻数	総トン数	隻数	総トン数	隻数	総トン数	隻数	総トン数
外 航	(1,285)	(5,964,559)	(15)	(1,524)			(10)	(11,849)	(1,310)	(5,977,932)
	1,527	7,258,019	20	3,076			11	12,479	1,558	7,273,574
内 航	27,556	5,849,278	8,236	857,336	2	669	427	260,425	36,221	6,967,708
計	(1,285)	(5,964,559)	(15)	(1,524)			(10)	(11,849)	(1,310)	(5,977,932)
	29,083	13,107,297	8,256	860,412	2	669	438	272,904	37,779	14,241,282
平成20年	(1,514)	(6,946,461)					(10)	(7,672)	(1,524)	(6,954,133)
	29,221	14,655,317	7,813	805,566	1	322	374	215,224	37,409	15,676,429

注:( )内は外国船で内数

Ⅱ－2. 月別入港最大船舶(平成21年・公共岸壁で商船のみ)

	外 国 船				日 本 船		
	けい留場所	国 籍	船 名	総トン数	けい留場所	船 名	総トン数
1 月	西山3号	バハマ	PORT PEGASUS	19,887	18号	はまゆう	7,747
2 月	21号	パナマ	ゆうとびあ2	17,237	18号	はまゆう	7,747
3 月	21号	パナマ	ゆうとびあ2	17,237	18号	はまゆう	7,747
4 月	西山3号	中国(ホンコン)	MARITEC	20,763	18号	はまゆう	7,747
5 月	10号	フィリピン	SILVERSTONE EXPRESS	25,050	18号	はまゆう	7,747
6 月	10号	パナマ	RAKIURA MARU	17,940	18号	はまゆう	7,747
7 月	21号	パナマ	ゆうとびあ2	17,237	18号	はまゆう	7,747
8 月	10号	パナマ	RAKIURA MARU	17,940	10号	PACIFIC VENUS	26,594
9 月	10号	パナマ	RAKIURA MARU	17,940	長府2号	ORIENTE VICTORIA	14,951
10 月	10号	バハマ	MERLIN ARROW	36,008	18号	はまゆう	7,747
11 月	10号	パナマ	RAKIURA MARU	17,940	18号	はまゆう	7,747
12 月	10号	バハマ	KITE ARROW	36,008	10号	飛洋丸	8,736



Ⅱ-3. 入港船舶の内外航別・トン数階級別年次表

年次	合計		内外航別				10,000トン以上		6,000トン以上10,000トン未満		3,000トン以下	
			外航		内航		隻数	総トン数	隻数	総トン数	隻数	
	隻数	総トン数	隻数	総トン数	隻数	総トン数	隻数	総トン数	隻数	総トン数	隻数	
昭和元年	200,148	12,254,034	79	36,753	200,069	12,217,281	—	—	—	—	—	
5	151,707	9,540,174	15	36,212	151,692	9,503,962	—	—	—	—	—	
10	462,748	25,067,151	54	131,015	462,694	24,936,136	—	—	—	—	—	
15	345,739	36,929,054	—	—	345,739	36,929,054	—	—	—	—	—	
23	10,678	1,731,837	—	—	10,678	1,731,837	—	—	—	—	—	
24	11,478	2,282,203	—	—	11,478	2,882,203	—	—	—	—	—	
25	90,886	7,416,847	49	180,971	90,837	7,235,876	—	—	—	—	—	
26	113,321	14,048,908	82	286,704	113,239	13,762,204	—	—	—	—	—	
27	90,239	10,698,295	155	273,794	90,084	10,424,501	—	—	—	—	—	
28	96,694	11,614,229	127	440,414	96,567	11,773,885	—	—	—	—	—	
29	100,043	11,123,729	69	372,581	99,974	10,751,148	—	—	—	—	—	
30	91,637	11,397,662	118	305,168	91,519	11,092,494	—	—	—	—	—	
31	49,725	10,903,695	219	595,329	49,506	10,308,356	—	—	—	—	—	
32	57,643	12,722,644	177	981,110	57,466	11,741,534	8	93,632	116	855,731	81	
33	80,323	12,628,613	357	1,132,287	79,966	11,496,326	7	95,723	85	650,570	55	
34	77,185	10,668,916	266	978,072	76,919	9,690,844	9	125,342	65	487,299	59	
35	78,151	11,342,295	378	1,650,773	77,773	9,691,522	10	124,019	117	868,629	124	
36	75,664	10,779,520	460	2,515,575	75,204	8,263,945	40	485,068	182	1,385,292	120	
37	77,257	9,584,154	511	2,130,572	76,746	7,453,582	47	618,572	121	915,303	122	
38	77,317	9,909,820	484	2,120,958	76,833	7,788,862	51	709,921	111	880,470	118	
39	75,909	10,125,491	513	2,497,987	75,396	7,627,504	56	779,378	147	1,152,687	101	
40	74,237	10,012,772	546	2,816,991	73,691	7,195,781	64	965,522	145	1,162,485	138	
41	72,665	11,222,305	778	3,817,966	71,887	7,404,339	64	917,072	247	1,981,550	163	
42	71,059	12,759,363	1,503	4,802,165	69,556	7,957,198	94	1,308,767	267	2,147,685	188	
43	73,913	15,331,482	2,173	6,188,991	71,740	9,142,491	174	2,647,505	270	2,178,422	187	
44	65,317	13,536,576	1,802	4,884,621	63,515	8,651,955	141	2,133,119	216	1,787,371	135	
45	64,124	13,330,844	1,849	4,657,738	62,275	8,673,106	128	1,923,182	174	1,422,362	226	
46	65,993	15,196,637	2,300	4,449,558	63,693	10,747,079	118	1,896,260	119	995,325	272	
47	71,576	18,122,262	1,972	4,231,120	69,604	13,891,142	132	2,051,269	165	1,311,622	258	
48	69,319	19,794,101	1,532	5,014,009	67,787	14,780,092	159	2,869,143	132	1,086,670	283	
49	66,845	20,012,951	2,763	5,815,479	64,082	14,197,472	209	3,769,344	140	1,139,254	274	
50	65,263	18,326,908	3,798	4,501,693	61,465	13,825,215	145	2,480,399	110	885,776	273	
51	59,316	16,232,694	4,613	5,173,650	54,703	11,059,044	148	2,664,650	116	937,690	310	
52	61,177	16,897,737	3,824	4,932,755	57,353	11,964,982	139	2,437,996	106	859,628	298	
53	59,453	15,473,830	3,551	4,738,280	55,902	10,735,550	130	2,322,400	91	750,141	264	
54	60,811	16,157,061	3,244	4,925,267	57,567	11,231,794	147	2,662,910	71	585,244	262	
55	59,510	16,393,523	3,097	4,669,230	56,413	11,724,293	128	2,272,707	87	739,948	267	
56	56,637	15,582,241	3,048	4,749,171	53,589	10,833,070	130	2,242,361	96	837,466	247	
57	53,723	14,859,932	3,062	4,131,015	50,661	10,728,917	114	2,073,201	61	512,232	254	
58	56,071	15,237,566	3,192	4,448,299	52,879	10,789,267	100	1,724,280	64	553,237	342	
59	54,025	15,345,317	2,810	4,514,663	51,215	10,830,654	99	1,724,752	97	744,694	356	
60	51,322	15,248,792	2,391	5,034,527	48,931	10,214,265	108	2,061,619	200	1,417,702	248	
61	51,764	14,682,011	2,303	4,645,115	49,461	10,036,896	94	1,785,988	191	1,319,244	239	
62	51,381	14,614,932	2,094	4,667,424	49,287	9,947,508	104	1,851,693	189	1,331,575	231	
63	52,619	14,741,428	1,989	4,642,007	50,630	10,099,421	112	1,827,345	339	2,236,358	97	
平成元年	49,738	14,698,136	1,679	4,798,791	48,059	9,899,345	117	1,922,490	383	2,534,062	96	
2	47,923	14,241,499	1,653	4,504,899	46,270	9,736,600	104	1,746,499	379	2,475,087	74	
3	47,927	14,528,402	1,632	4,466,478	46,295	10,061,924	109	1,752,402	391	2,594,176	69	
4	46,030	14,829,558	1,600	4,810,624	44,430	10,018,934	116	1,996,674	396	2,634,678	63	
5	46,832	15,470,836	1,922	5,502,049	44,910	9,968,787	123	2,102,664	385	2,539,513	62	
6	46,613	15,239,352	1,877	5,454,751	44,736	9,784,601	125	2,281,759	360	2,336,085	63	
7	46,747	14,773,184	1,891	5,188,991	44,856	9,584,193	112	2,003,621	367	2,386,189	60	
8	45,455	15,238,452	1,869	5,363,058	43,586	9,875,394	86	1,754,919	391	2,646,108	99	
9	42,675	14,652,412	2,080	5,381,135	40,595	9,271,277	96	1,678,137	405	2,774,188	80	
10	45,757	14,667,809	2,154	5,182,596	43,603	9,485,213	71	1,315,579	408	2,928,789	79	
11	44,520	15,100,500	2,096	5,890,658	42,424	9,209,842	77	1,495,834	399	3,039,754	134	
12	41,800	16,654,496	2,453	6,605,348	39,347	10,049,148	79	1,676,032	432	3,243,583	304	
13	40,213	16,494,532	2,431	6,973,420	37,782	9,521,112	77	1,726,886	464	3,544,985	328	
14	39,960	16,404,495	2,510	7,059,788	37,450	9,344,707	88	1,902,474	465	3,684,172	167	
15	42,982	17,645,950	2,638	8,440,112	40,344	9,205,838	164	3,181,721	431	3,354,284	199	
16	42,921	17,465,648	2,537	7,796,949	40,384	9,668,699	172	3,331,605	396	3,149,104	72	
17	41,682	18,300,457	2,453	8,702,777	39,229	9,597,680	228	4,206,822	381	3,022,124	93	
18	41,697	18,440,340	2,351	9,049,895	39,346	9,390,445	260	4,671,776	389	3,090,078	115	
19	36,845	16,634,456	1,999	8,961,041	34,846	7,673,415	261	4,905,201	370	2,924,419	106	
20	37,409	15,676,429	1,834	8,450,127	35,575	7,226,302	216	4,090,821	368	2,912,602	158	
21	(1,310)	(5,977,932)	(1,310)	(5,977,932)	36,221	6,967,708	外航	(170)	(3,084,587)	(230)	(1,795,889)	(78)
								171	3,099,538	390	3,033,228	78
							内航	4	75,447	9	79,134	29
						合計	175	3,174,985	399	3,112,362	107	

注：（ ）内は外国船で内数。

トン数階級別の昭和31年以前のデータはなし。注：（

Ⅱ-3. 入港船舶の内外航別・トン数階級別年次表

ト ン 数 階 級 別									年 次
上6,000トン未満	1,000トン以上3,000トン未満	500トン以上1,000トン未満	100トン以上500トン未満	5トン以上100トン未満					
総トン数	隻 数	総トン数	隻 数	総トン数	隻 数	総トン数	隻 数	総トン数	
—	—	—	—	—	—	—	—	—	昭和元
—	—	—	—	—	—	—	—	—	5
—	—	—	—	—	—	—	—	—	10
—	—	—	—	—	—	—	—	—	15
—	—	—	—	—	—	—	—	—	23
—	—	—	—	—	—	—	—	—	24
—	—	—	—	—	—	—	—	—	25
—	—	—	—	—	—	—	—	—	26
—	—	—	—	—	—	—	—	—	27
—	—	—	—	—	—	—	—	—	28
—	—	—	—	—	—	—	—	—	29
—	—	—	—	—	—	—	—	—	30
—	—	—	—	—	—	—	—	—	31
352,096	140	234,868	4,779	2,711,499	16,280	6,628,621	36,239	1,846,197	32
228,532	180	314,368	5,751	3,213,445	13,265	5,100,710	60,980	3,025,265	33
255,180	221	354,092	860	653,329	15,603	5,949,200	60,368	2,844,474	34
542,732	333	509,290	609	471,212	17,512	5,978,648	59,446	2,847,765	35
543,985	309	506,977	633	485,914	16,756	4,575,901	57,624	2,796,383	36
529,802	310	496,091	624	484,113	15,624	3,184,469	60,409	3,355,804	37
481,191	322	506,629	601	467,772	15,225	3,184,280	60,889	3,679,557	38
418,555	348	595,744	669	499,616	13,696	2,867,767	60,892	3,811,744	39
560,005	318	534,285	785	572,484	9,099	1,969,322	63,688	4,248,669	40
674,628	402	713,752	1,062	746,775	8,726	2,084,458	62,001	4,104,070	41
798,759	463	871,645	1,382	927,853	12,016	2,777,650	56,649	3,927,004	42
771,447	495	923,411	1,230	858,367	16,646	4,159,718	54,911	3,792,612	43
574,591	413	801,542	1,370	819,847	17,824	4,460,790	45,218	2,959,316	44
909,940	351	599,309	1,387	921,154	17,769	4,700,641	44,089	2,854,256	45
1,094,796	370	647,841	1,405	951,679	24,816	6,942,129	38,893	2,668,607	46
1,043,824	354	610,918	1,039	749,966	33,949	9,913,612	35,679	2,441,051	47
1,146,273	368	687,669	1,146	832,344	35,435	11,036,786	31,796	2,135,216	48
1,096,145	377	710,115	1,032	763,348	31,527	10,461,686	33,286	2,073,059	49
1,093,544	309	561,043	853	647,277	28,506	10,376,527	35,067	2,282,342	50
1,348,152	356	653,108	900	699,481	22,869	7,697,639	34,617	2,231,974	51
1,407,237	393	761,226	995	861,183	24,315	8,335,963	34,931	2,234,504	52
1,270,553	347	709,030	1,014	855,107	24,136	7,362,380	33,471	2,204,219	53
1,260,081	462	912,577	935	804,085	24,679	7,753,483	34,255	2,178,681	54
1,273,123	361	746,826	993	841,252	25,368	8,416,178	32,306	2,103,489	55
1,195,555	299	595,600	861	722,952	25,072	8,238,976	29,932	1,749,331	56
1,209,348	278	554,526	954	788,179	24,624	8,195,705	27,438	1,526,741	57
1,726,234	242	488,262	734	607,458	26,572	8,547,572	28,017	1,590,523	58
1,799,250	335	623,900	740	608,320	24,882	8,291,492	27,516	1,552,909	59
1,271,427	254	500,528	683	543,208	23,282	7,929,135	26,547	1,525,173	60
1,270,096	208	389,498	607	455,381	23,384	7,912,213	27,041	1,549,591	61
1,238,702	233	422,762	706	529,162	22,609	7,695,380	27,309	1,545,658	62
420,440	255	467,919	778	577,278	22,693	7,592,311	28,345	1,619,777	63
386,332	260	444,050	887	645,498	21,178	7,210,531	26,817	1,555,173	平成元
323,586	257	447,934	833	611,192	21,566	7,269,083	24,710	1,368,118	2
300,232	292	493,676	1,074	768,598	21,792	7,380,702	24,200	1,238,616	3
268,540	365	600,388	1,156	841,898	21,587	7,397,001	22,347	1,090,379	4
272,449	605	990,647	1,193	863,552	21,119	7,393,537	23,345	1,308,474	5
274,568	501	883,670	1,255	915,478	21,289	7,479,427	23,020	1,068,365	6
253,964	423	734,024	2,131	1,496,834	20,282	6,797,756	23,372	1,100,796	7
394,104	436	744,650	5,409	3,754,163	15,951	4,863,533	23,083	1,080,975	8
323,329	383	700,574	5,008	3,474,608	14,839	4,712,048	21,864	989,528	9
325,418	399	810,496	4,894	3,398,462	15,714	4,740,915	24,192	1,148,150	10
525,018	372	833,700	6,597	4,540,110	13,371	3,845,788	23,570	820,296	11
1,241,163	308	635,381	10,090	6,908,461	9,596	2,296,265	20,991	653,611	12
1,368,282	421	813,763	9,252	6,325,934	8,934	2,098,870	20,737	615,812	13
689,158	441	936,610	9,656	6,620,485	8,367	1,956,151	20,776	615,445	14
788,627	576	1,216,625	9,510	6,518,182	8,367	1,941,505	23,735	645,006	15
284,418	663	1,364,310	9,531	6,547,052	9,234	2,150,496	22,853	638,663	16
372,197	692	1,314,139	9,741	6,698,740	8,566	2,090,599	21,981	595,836	17
461,403	538	952,010	9,721	6,694,429	8,284	1,925,989	22,390	644,655	18
443,658	573	1,056,473	7,219	4,987,665	7,472	1,714,645	20,844	602,395	19
643,316	539	1,168,306	6,441	4,471,457	7,693	1,749,494	21,994	640,433	20
(319,304)	(213)	(561,853)	(22)	(20,520)	(578)	(193,898)	(19)	(1,881)	
319,304	213	561,853	53	45,515	634	212,255	19	1,881	21
118,557	212	347,427	6,113	4,203,053	6,906	1,475,962	22,948	668,128	
437,861	425	909,280	6,166	4,248,568	7,540	1,688,217	22,967	670,009	

)内は外国船で内数。

トン数階級別の昭和31年以前のデータはなし。

Ⅲ-1. 海上出入貨物年次表

(単位:トン)

年次	区分	合 計			外
		計	輸移出	輸移入	計
昭和元年		2,529,299	948,048	1,581,251	26,299
5		2,318,140	880,165	1,437,975	10,773
10		5,047,744	2,573,977	2,473,767	34,596
15		5,268,135	2,650,158	2,617,977	—
23		1,383,056	741,641	641,415	1,265
24		1,366,841	714,872	651,969	11,652
25		1,647,558	739,888	907,670	249,529
26		1,968,367	856,283	1,112,084	96,175
27		2,430,917	1,027,641	1,403,276	142,872
28		3,556,260	1,478,414	2,077,846	160,512
29		3,801,167	1,582,004	2,219,163	189,270
30		3,281,676	1,370,218	1,911,458	324,928
31		3,207,406	1,307,719	1,899,687	250,329
32		3,857,156	1,674,490	2,182,666	287,732
33		3,579,001	1,624,618	1,954,383	321,676
34		3,452,714	1,582,266	1,870,448	238,109
35		3,769,589	1,743,439	2,026,150	276,235
36		4,242,455	1,950,687	2,291,768	586,502
37		4,109,388	1,930,472	2,178,916	539,507
38		4,111,887	1,931,068	2,180,819	550,428
39		4,592,875	2,055,016	2,537,859	646,125
40		4,897,521	2,120,671	2,776,850	705,701
41		5,238,497	2,047,209	3,191,288	1,102,237
42		6,343,029	2,442,526	3,900,503	1,311,662
43		7,649,997	2,821,410	4,828,587	1,946,001
44		7,636,716	3,105,108	4,531,608	1,941,359
45		7,198,044	2,678,426	4,519,618	2,062,530
46		10,073,247	4,381,678	5,691,569	1,724,015
47		19,433,066	8,726,110	10,706,956	1,876,997
48		23,205,783	10,413,754	12,792,029	1,974,594
49		17,196,207	7,512,524	9,683,683	1,913,145
50		15,299,355	6,900,922	8,398,433	1,369,616
51		12,814,145	5,387,512	7,426,633	1,940,553
52		15,830,010	6,917,686	8,912,324	2,027,633
53		15,438,939	6,607,174	8,831,765	1,899,882
54		15,801,516	6,310,549	9,490,967	2,051,037
55		15,801,535	6,500,094	9,301,441	1,656,328
56		14,893,518	6,149,987	8,743,531	1,940,412
57		14,349,556	6,021,481	8,328,075	1,670,826
58		13,707,176	6,027,521	7,679,655	1,883,677
59		14,381,775	6,337,598	8,044,177	2,048,703
60		13,708,046	5,863,456	7,844,590	2,294,341
61		13,724,619	5,970,630	7,753,989	2,562,312
62		13,961,105	6,153,592	7,807,513	2,677,508
63		13,812,283	6,250,115	7,562,168	2,567,050
平成元年		13,280,185	6,126,560	7,153,625	2,370,840
2		13,291,638	6,052,883	7,238,755	2,328,635
3		12,399,255	5,523,131	6,876,124	2,097,209
4		12,132,440	5,271,764	6,860,676	2,145,914
5		11,022,131	4,736,024	6,286,107	1,667,435
6		10,971,335	4,617,304	6,354,031	1,718,346
7		10,973,813	4,686,882	6,286,931	1,854,186
8		10,658,066	4,580,070	6,077,996	1,848,144
9		10,207,312	4,536,445	5,670,867	2,080,024
10		9,292,863	3,950,788	5,342,075	1,823,721
11		9,224,223	3,777,750	5,446,473	2,156,606
12		10,683,332	4,677,166	6,006,166	2,593,435
13		9,175,327	4,044,629	5,130,698	2,320,171
14		8,955,113	3,998,863	4,956,250	2,203,363
15		8,471,318	3,783,092	4,688,226	2,175,365
16		9,102,532	3,948,701	5,153,831	2,361,842
17		9,324,087	4,060,013	5,264,074	2,343,869
18		8,852,119	3,840,966	5,011,153	2,356,370
19		7,949,060	3,729,192	4,219,868	2,613,978
20		7,545,939	3,413,837	4,132,102	2,555,319
21		5,710,294	2,607,733	3,102,561	1,895,457

Ⅲ-1. 海上出入貨物年次表

(単位:トン)

国 貿 易		内 国 貿 易			年 次
輸 出	輸 入	計	移 出	移 入	
11,848	14,451	2,503,000	936,200	1,566,800	昭和 元 年
4,162	6,611	2,307,367	876,003	1,431,364	5
22,711	11,885	5,013,148	2,551,266	2,461,882	10
—	—	5,268,135	2,650,158	2,617,977	15
—	1,265	1,381,791	741,641	640,150	23
876	10,776	1,355,189	713,996	641,193	24
77,921	171,608	1,398,029	661,967	736,062	25
40,658	55,517	1,872,192	815,625	1,056,567	26
61,408	81,464	2,288,045	966,233	1,321,812	27
54,753	105,759	3,395,748	1,423,661	1,972,087	28
23,541	165,729	3,611,897	1,558,463	2,053,434	29
65,653	259,275	2,956,748	1,304,565	1,652,183	30
33,834	216,495	2,957,077	1,273,885	1,683,192	31
55,628	232,104	3,569,424	1,618,862	1,950,562	32
50,617	271,059	3,257,325	1,574,001	1,683,324	33
48,580	189,529	3,214,605	1,533,686	1,680,919	34
59,021	217,214	3,493,354	1,684,418	1,808,936	35
83,182	503,320	3,655,953	1,867,505	1,788,448	36
97,814	441,693	3,569,881	1,832,658	1,737,223	37
47,468	502,960	3,561,459	1,883,600	1,677,859	38
60,795	585,330	3,946,750	1,994,221	1,952,529	39
85,778	619,923	4,191,820	2,034,893	2,156,927	40
213,288	888,949	4,136,260	1,833,921	2,302,339	41
301,944	1,009,718	5,031,367	2,140,582	2,890,785	42
275,752	1,670,249	5,703,996	2,545,658	3,158,338	43
209,187	1,732,172	5,695,357	2,895,921	2,799,436	44
234,906	1,827,624	5,135,514	2,443,520	2,691,994	45
264,395	1,459,620	8,349,232	4,117,283	4,231,949	46
322,357	1,554,640	17,556,069	8,403,753	9,152,316	47
281,203	1,693,391	21,231,189	10,132,551	11,098,638	48
265,997	1,647,148	15,283,062	7,246,527	8,036,535	49
253,620	1,115,996	13,929,739	6,647,302	7,282,437	50
266,708	1,673,845	10,873,592	5,120,804	5,752,788	51
336,543	1,691,090	13,802,377	6,581,143	7,221,234	52
377,606	1,522,276	13,539,057	6,229,568	7,309,489	53
301,784	1,749,253	13,750,479	6,008,765	7,741,714	54
302,253	1,354,075	14,145,207	6,197,841	7,947,366	55
427,007	1,513,405	12,953,106	5,722,980	7,230,126	56
304,526	1,366,300	12,678,730	5,716,955	6,961,775	57
398,517	1,485,160	11,823,499	5,629,004	6,194,495	58
466,515	1,582,188	12,333,072	5,871,083	6,461,989	59
559,723	1,734,618	11,413,705	5,303,733	6,109,972	60
656,726	1,905,586	11,162,307	5,313,904	5,848,403	61
691,237	1,986,271	11,283,597	5,462,355	5,821,242	62
722,288	1,844,762	11,245,233	5,527,827	5,717,406	63
729,344	1,641,496	10,909,345	5,397,216	5,512,129	平成 元 年
668,949	1,659,686	10,963,003	5,383,934	5,579,069	2
717,736	1,379,473	10,302,046	4,805,395	5,496,651	3
696,712	1,449,202	9,986,526	4,575,052	5,411,474	4
319,332	1,348,103	9,354,696	4,416,692	4,938,004	5
364,469	1,353,877	9,252,989	4,252,835	5,000,154	6
413,440	1,440,746	9,119,627	4,273,442	4,846,185	7
444,694	1,403,450	8,809,922	4,135,376	4,674,546	8
629,342	1,450,682	8,127,288	3,907,103	4,220,185	9
469,999	1,353,722	7,469,142	3,480,789	3,988,353	10
559,959	1,596,647	7,067,617	3,217,791	3,849,826	11
716,191	1,877,244	8,089,897	3,960,975	4,128,922	12
659,793	1,660,378	6,855,156	3,384,836	3,470,320	13
761,402	1,441,961	6,751,750	3,237,461	3,514,289	14
795,503	1,379,862	6,295,953	2,987,589	3,308,364	15
918,355	1,443,487	6,740,690	3,030,346	3,710,344	16
928,346	1,415,523	6,980,218	3,131,667	3,848,551	17
958,037	1,398,333	6,495,749	2,882,929	3,612,820	18
1,253,706	1,360,272	5,335,082	2,475,486	2,859,596	19
1,244,739	1,310,580	4,990,620	2,169,098	2,821,522	20
853,031	1,042,426	3,814,837	1,754,702	2,060,135	21

Ⅲ-2. 海上出入貨物品種別貨物量(平成21年)

(単位:トン)

	合計												外国貿易			
	計			輸移入			輸移出			計			輸出			
	貨物量	構成比	対大分類	貨物量	構成比	対大分類	貨物量	構成比	対大分類	貨物量	構成比	対大分類	貨物量	構成比	対大分類	貨物量
合計	5,710,294	100.0%	-	2,607,733	100.0%	-	3,102,561	100.0%	-	1,895,457	100.0%	-	853,031	100.0%	-	1,042,426
(1)農水産品	266,200	4.7%	(100.0%)	42,163	1.6%	(100.0%)	224,037	7.2%	(100.0%)	201,569	10.6%	(100.0%)	41,421	4.9%	(100.0%)	160,148
011 麦	945	0.0%	(0.4%)	0	0.0%	(0.0%)	945	0.0%	(0.4%)	0	0.0%	(0.0%)	0	0.0%	(0.0%)	0
021 米	0	0.0%	(0.0%)	0	0.0%	(0.0%)	0	0.0%	(0.0%)	0	0.0%	(0.0%)	0	0.0%	(0.0%)	0
022とうもろこし	36,844	0.6%	(13.8%)	0	0.0%	(0.0%)	36,844	1.2%	(16.4%)	0	0.0%	(0.0%)	0	0.0%	(0.0%)	0
023豆類	915	0.0%	(0.3%)	700	0.0%	(1.7%)	215	0.0%	(0.1%)	0	0.0%	(0.0%)	0	0.0%	(0.0%)	0
024その他雑穀	11,229	0.2%	(4.2%)	0	0.0%	(0.0%)	11,229	0.4%	(5.0%)	0	0.0%	(0.0%)	0	0.0%	(0.0%)	0
031野菜・果物	45,740	0.8%	(17.2%)	1,364	0.1%	(3.2%)	44,376	1.4%	(19.8%)	45,698	2.4%	(22.7%)	1,322	0.2%	(3.2%)	44,376
041綿花	0	0.0%	(0.0%)	0	0.0%	(0.0%)	0	0.0%	(0.0%)	0	0.0%	(0.0%)	0	0.0%	(0.0%)	0
051その他農産品	25,506	0.4%	(9.6%)	102	0.0%	(0.2%)	25,404	0.8%	(11.3%)	25,506	1.3%	(12.7%)	102	0.0%	(0.2%)	25,404
061羊毛	0	0.0%	(0.0%)	0	0.0%	(0.0%)	0	0.0%	(0.0%)	0	0.0%	(0.0%)	0	0.0%	(0.0%)	0
071その他畜産品	85	0.0%	(0.0%)	25	0.0%	(0.1%)	60	0.0%	(0.0%)	85	0.0%	(0.0%)	25	0.0%	(0.1%)	60
081水産品	144,936	2.5%	(54.4%)	39,972	1.5%	(94.8%)	104,964	3.4%	(46.9%)	130,280	6.9%	(64.6%)	39,972	4.7%	(96.5%)	90,308
(2)林産品	37,019	0.6%	(100.0%)	6,105	0.2%	(100.0%)	30,914	1.0%	(100.0%)	22,952	1.2%	(100.0%)	82	0.0%	(100.0%)	22,870
091原木	23,795	0.4%	(64.3%)	3,216	0.1%	(52.7%)	20,579	0.7%	(66.6%)	19,289	1.0%	(84.0%)	0	0.0%	(0.0%)	19,289
092製材	9,759	0.2%	(26.4%)	1,307	0.1%	(21.4%)	8,452	0.3%	(27.3%)	1,698	0.1%	(7.4%)	0	0.0%	(0.0%)	1,698
101樹脂類	1,878	0.0%	(5.1%)	78	0.0%	(1.3%)	1,800	0.1%	(5.8%)	1,878	0.1%	(8.2%)	78	0.0%	(95.1%)	1,800
111木材チップ	1,500	0.0%	(4.1%)	1,500	0.1%	(24.6%)	0	0.0%	(0.0%)	0	0.0%	(0.0%)	0	0.0%	(0.0%)	0
112その他林産品	87	0.0%	(0.2%)	4	0.0%	(0.1%)	83	0.0%	(0.3%)	87	0.0%	(0.4%)	4	0.0%	(4.9%)	83
121薪炭	0	0.0%	(0.0%)	0	0.0%	(0.0%)	0	0.0%	(0.0%)	0	0.0%	(0.0%)	0	0.0%	(0.0%)	0
(3)鉱産品	737,706	12.9%	(100.0%)	143,834	5.5%	(100.0%)	593,872	19.1%	(100.0%)	173,741	9.2%	(100.0%)	2	0.0%	(100.0%)	173,739
131石炭	280,405	4.9%	(38.0%)	0	0.0%	(0.0%)	280,405	9.0%	(47.2%)	0	0.0%	(0.0%)	0	0.0%	(0.0%)	0
141鉄鉱石	0	0.0%	(0.0%)	0	0.0%	(0.0%)	0	0.0%	(0.0%)	0	0.0%	(0.0%)	0	0.0%	(0.0%)	0
151金属鉱物	152,508	2.7%	(20.7%)	57,002	2.2%	(39.6%)	95,506	3.1%	(16.1%)	94,756	5.0%	(54.5%)	0	0.0%	(0.0%)	94,756
161砂利・砂	111,700	2.0%	(15.1%)	0	0.0%	(0.0%)	111,700	3.6%	(18.8%)	0	0.0%	(0.0%)	0	0.0%	(0.0%)	0
162石材	425	0.0%	(0.1%)	2	0.0%	(0.0%)	423	0.0%	(0.1%)	425	0.0%	(0.2%)	2	0.0%	(100.0%)	423
171原油	0	0.0%	(0.0%)	0	0.0%	(0.0%)	0	0.0%	(0.0%)	0	0.0%	(0.0%)	0	0.0%	(0.0%)	0
181りん鉱石	78,560	1.4%	(10.6%)	0	0.0%	(0.0%)	78,560	2.5%	(13.2%)	78,560	4.1%	(45.2%)	0	0.0%	(0.0%)	78,560
191石灰	1,309	0.0%	(0.2%)	0	0.0%	(0.0%)	1,309	0.0%	(0.2%)	0	0.0%	(0.0%)	0	0.0%	(0.0%)	0
201原塩	0	0.0%	(0.0%)	0	0.0%	(0.0%)	0	0.0%	(0.0%)	0	0.0%	(0.0%)	0	0.0%	(0.0%)	0
211非金属鉱物	112,799	2.0%	(15.3%)	86,830	3.3%	(60.4%)	25,969	0.8%	(4.4%)	0	0.0%	(0.0%)	0	0.0%	(0.0%)	0
(4)金属機械工業品	3,079,798	53.9%	(100.0%)	1,648,023	63.2%	(100.0%)	1,431,775	46.1%	(100.0%)	806,597	42.6%	(100.0%)	478,499	56.1%	(100.0%)	328,098
221鉄鋼	0	0.0%	(0.0%)	0	0.0%	(0.0%)	0	0.0%	(0.0%)	0	0.0%	(0.0%)	0	0.0%	(0.0%)	0
222鋼材	94,969	1.7%	(3.1%)	4	0.0%	(0.0%)	94,965	3.1%	(6.6%)	671	0.0%	(0.1%)	4	0.0%	(0.0%)	667
231非鉄金属	69,143	1.2%	(2.2%)	37,550	1.4%	(23.1%)	31,593	1.0%	(2.2%)	19,790	1.0%	(2.5%)	37	0.0%	(0.0%)	19,753
241金属製品	8,939	0.2%	(0.3%)	7,500	0.3%	(0.5%)	1,439	0.0%	(0.1%)	8,263	0.4%	(1.0%)	6,824	0.8%	(1.4%)	1,439
251鉄道車両	0	0.0%	(0.0%)	0	0.0%	(0.0%)	0	0.0%	(0.0%)	0	0.0%	(0.0%)	0	0.0%	(0.0%)	0
252測定自動車	2,555,759	44.8%	(83.0%)	1,376,022	52.8%	(83.5%)	1,179,737	38.0%	(82.4%)	441,964	23.3%	(54.8%)	254,422	29.8%	(53.2%)	187,542
[うちフェリー貨物]	[2,459,930]	[43.1%]	[79.9%]	[1,306,390]	[50.1%]	[79.3%]	[1,153,540]	[37.2%]	[80.6%]	[371,960]	[19.6%]	[46.1%]	[184,790]	[21.7%]	[38.6%]	[187,170]
253その他輸送車両	0	0.0%	(0.0%)	0	0.0%	(0.0%)	0	0.0%	(0.0%)	0	0.0%	(0.0%)	0	0.0%	(0.0%)	0
254二輪自動車	0	0.0%	(0.0%)	0	0.0%	(0.0%)	0	0.0%	(0.0%)	0	0.0%	(0.0%)	0	0.0%	(0.0%)	0
255自動車部品	0	0.0%	(0.0%)	0	0.0%	(0.0%)	0	0.0%	(0.0%)	0	0.0%	(0.0%)	0	0.0%	(0.0%)	0
256その他輸送機械	53,343	0.9%	(1.7%)	20,513	0.8%	(1.2%)	32,830	1.1%	(2.3%)	48,122	2.5%	(6.0%)	20,435	2.4%	(4.3%)	27,687
261産業機械	133,362	2.3%	(4.3%)	87,843	3.4%	(5.3%)	45,519	1.5%	(3.2%)	123,702	6.5%	(15.3%)	78,384	9.2%	(16.4%)	45,318
262電気機械	39,693	0.7%	(1.3%)	22,560	0.9%	(1.4%)	17,133	0.6%	(1.2%)	39,595	2.1%	(4.9%)	22,462	2.6%	(4.7%)	17,133
263測量・光学・医療用機械	117,910	2.1%	(3.8%)	93,591	3.6%	(5.7%)	24,319	0.8%	(1.7%)	117,810	6.2%	(14.6%)	93,491	11.0%	(19.5%)	24,319
264事務用機器	0	0.0%	(0.0%)	0	0.0%	(0.0%)	0	0.0%	(0.0%)	0	0.0%	(0.0%)	0	0.0%	(0.0%)	0
265その他機械	6,680	0.1%	(0.2%)	2,440	0.1%	(0.3%)	4,240	0.1%	(0.3%)	6,680	0.4%	(0.8%)	2,440	0.3%	(0.5%)	4,240
(5)化学工業品	839,016	14.7%	(100.0%)	316,158	12.1%	(100.0%)	522,858	16.9%	(100.0%)	199,303	10.5%	(100.0%)	119,289	14.0%	(100.0%)	80,014
271陶磁器	0	0.0%	(0.0%)	0	0.0%	(0.0%)	0	0.0%	(0.0%)	0	0.0%	(0.0%)	0	0.0%	(0.0%)	0
281セメント	0	0.0%	(0.0%)	0	0.0%	(0.0%)	0	0.0%	(0.0%)	0	0.0%	(0.0%)	0	0.0%	(0.0%)	0
291ガラス類	0	0.0%	(0.0%)	0	0.0%	(0.0%)	0	0.0%	(0.0%)	0	0.0%	(0.0%)	0	0.0%	(0.0%)	0
301窯業	391	0.0%	(0.0%)	391	0.0%	(0.1%)	0	0.0%	(0.0%)	391	0.0%	(0.2%)	391	0.0%	(0.3%)	0
311重油	224,354	3.9%	(26.7%)	36,889	1.4%	(11.7%)	187,465	6.0%	(35.9%)	34,025	1.8%	(17.1%)	0	0.0%	(0.0%)	34,025
321石油製品	441,640	7.7%	(52.6%)	206,036	7.9%	(65.2%)	235,604	7.6%	(45.1%)	151,719	8.0%	(76.1%)	109,909	12.9%	(92.1%)	41,810
322LNG(液化天然ガス)	0	0.0%	(0.0%)	0	0.0%	(0.0%)	0	0.0%	(0.0%)	0	0.0%	(0.0%)	0	0.0%	(0.0%)	0
323LPG(液化石油ガス)	0	0.0%	(0.0%)	0	0.0%	(0.0%)	0	0.0%	(0.0%)	0	0.0%	(0.0%)	0	0.0%	(0.0%)	0
324その他石油製品	0	0.0%	(0.0%)	0	0.0%	(0.0%)	0	0.0%	(0.0%)	0	0.0%	(0.0%)	0	0.0%	(0.0%)	0
331コークス	0	0.0%	(0.0%)	0	0.0%	(0.0%)	0	0.0%	(0.0%)	0	0.0%	(0.0%)	0	0.0%	(0.0%)	0
341石炭製品	0	0.0%	(0.0%)	0	0.0%	(0.0%)	0	0.0%	(0.0%)	0	0.0%	(0.0%)	0	0.0%	(0.0%)	0
351化学薬品	160,411	2.8%	(19.1%)	64,319	2.5%	(20.3%)	96,092	3.1%	(18.4%)	1,282	0.1%	(0.6%)	800	0.1%	(0.7%)	482
361化学肥料	2,236	0.0%	(0.3%)	334	0.0%	(0.1%)	1,902	0.1%	(0.4%)	1,902	0.1%	(1.0%)	0	0.0%	(0.0%)	1,902
371染料・塗料・合成樹脂・その他化学工業品	9,984	0.2%	(1.2%)	8,189	0.3%	(2.6%)	1,795	0.1%	(0.3%)	9,984	0.5%	(5.0%)	8,189	1.0%	(6.9%)	1,795
(6)軽工業品	99,705	1.7%	(100.0%)	76,893	2.9%	(100.0%)	22,812	0.7%	(100.0%)	30,995	1.6%	(100.0%)	8,827	1.0%	(100.0%)	22,168
381紙・パルプ	820	0.0%	(0.8%)	540	0.0%	(0.7%)	280	0.0%	(1.2%)	280	0.0%	(0.9%)	0	0.0%	(0.0%)	280
391糸及び紡績半製品	11	0.0%	(0.0%)	11	0.0%	(0.0%)	0	0.0%	(0.0%)	11	0.0%	(0.0%)	11	0.0%	(0.1%)	0
401その他繊維工業品	6,273	0.1%	(6.3%)	2,406	0.1%	(3.1%)	3,867	0.1%	(17.0%)	6,205	0.3%	(20.0%)	2,338	0.3%	(26.5%)	3,867
411砂糖	0	0.0%	(0.0%)	0	0.0%	(0.0%)	0	0.0%	(0.0%)	0	0.0%	(0.0%)	0	0.0%	(0.0%)	0
421製造食料	24,636	0.4%	(24.7%)	6,728	0.3%	(8.7%)	17,908	0.6%	(78.5%)	24,386	1.3%	(78.7%)	6,478	0.8%	(73.4%)	17,908
422飲料	155	0.0%	(0.2%)	42	0.0%	(0.1%)										

Ⅲ-2. 海上出入貨物品種別貨物量(平成21年)

(単位:トン)

輸入	内国貿易										
	計			移出			移入				
	構成比	対大分類	貨物量	構成比	対大分類	貨物量	構成比	対大分類	貨物量		構成比
100.0%	-	3,814,837	100.0%	-	1,754,702	100.0%	-	2,060,135	100.0%	-	
15.4%	(100.0%)	64,631	1.7%	(100.0%)	742	0.0%	(100.0%)	63,889	3.1%	(100.0%)	農水産品
0.0%	(0.0%)	945	0.0%	(1.5%)	0	0.0%	(0.0%)	945	0.0%	(1.5%)	麦
0.0%	(0.0%)	0	0.0%	(0.0%)	0	0.0%	(0.0%)	0	0.0%	(0.0%)	米
0.0%	(0.0%)	36,844	1.0%	(57.0%)	0	0.0%	(0.0%)	36,844	1.8%	(57.7%)	とうもろこし
0.0%	(0.0%)	915	0.0%	(1.4%)	700	0.0%	(94.3%)	215	0.0%	(0.3%)	豆類
0.0%	(0.0%)	11,229	0.3%	(17.4%)	0	0.0%	(0.0%)	11,229	0.5%	(17.6%)	その他雑穀
4.3%	(27.7%)	42	0.0%	(0.1%)	42	0.0%	(5.7%)	0	0.0%	(0.0%)	野菜・果物
0.0%	(0.0%)	0	0.0%	(0.0%)	0	0.0%	(0.0%)	0	0.0%	(0.0%)	綿
2.4%	(15.9%)	0	0.0%	(0.0%)	0	0.0%	(0.0%)	0	0.0%	(0.0%)	その他農産品
0.0%	(0.0%)	0	0.0%	(0.0%)	0	0.0%	(0.0%)	0	0.0%	(0.0%)	羊毛
0.0%	(0.0%)	0	0.0%	(0.0%)	0	0.0%	(0.0%)	0	0.0%	(0.0%)	その他畜産品
8.7%	(56.4%)	14,656	0.4%	(22.7%)	0	0.0%	(0.0%)	14,656	0.7%	(22.9%)	水産品
2.2%	(100.0%)	14,067	0.4%	(100.0%)	6,023	0.3%	(100.0%)	8,044	0.4%	(100.0%)	林産品
1.9%	(84.3%)	4,506	0.1%	(32.0%)	3,216	0.2%	(53.4%)	1,290	0.1%	(16.0%)	原木
0.2%	(7.4%)	8,061	0.2%	(57.3%)	1,307	0.1%	(21.7%)	6,754	0.3%	(84.0%)	製材
0.2%	(7.9%)	0	0.0%	(0.0%)	0	0.0%	(0.0%)	0	0.0%	(0.0%)	樹脂類
0.0%	(0.0%)	1,500	0.0%	(10.7%)	1,500	0.1%	(24.9%)	0	0.0%	(0.0%)	木材チップ
0.0%	(0.4%)	0	0.0%	(0.0%)	0	0.0%	(0.0%)	0	0.0%	(0.0%)	その他林産品
0.0%	(0.0%)	0	0.0%	(0.0%)	0	0.0%	(0.0%)	0	0.0%	(0.0%)	薪炭
16.7%	(100.0%)	563,965	14.8%	(100.0%)	143,832	8.2%	(100.0%)	420,133	20.4%	(100.0%)	鉱産品
0.0%	(0.0%)	280,405	7.4%	(49.7%)	0	0.0%	(0.0%)	280,405	13.6%	(66.7%)	炭
0.0%	(0.0%)	0	0.0%	(0.0%)	0	0.0%	(0.0%)	0	0.0%	(0.0%)	鉄鉱石
9.1%	(54.5%)	57,752	1.5%	(10.2%)	57,002	3.2%	(39.6%)	750	0.0%	(0.2%)	金
0.0%	(0.0%)	111,700	2.9%	(19.8%)	0	0.0%	(0.0%)	111,700	5.4%	(26.6%)	砂利・砂
0.0%	(0.2%)	0	0.0%	(0.0%)	0	0.0%	(0.0%)	0	0.0%	(0.0%)	石材
0.0%	(0.0%)	0	0.0%	(0.0%)	0	0.0%	(0.0%)	0	0.0%	(0.0%)	原油
7.5%	(45.2%)	0	0.0%	(0.0%)	0	0.0%	(0.0%)	0	0.0%	(0.0%)	りん鉱石
0.0%	(0.0%)	1,309	0.0%	(0.2%)	0	0.0%	(0.0%)	1,309	0.1%	(0.3%)	石灰
0.0%	(0.0%)	0	0.0%	(0.0%)	0	0.0%	(0.0%)	0	0.0%	(0.0%)	塩
0.0%	(0.0%)	112,799	3.0%	(20.0%)	86,830	4.9%	(60.4%)	25,969	1.3%	(6.2%)	非金属鉱物
31.5%	(100.0%)	2,273,201	59.6%	(100.0%)	1,169,524	66.7%	(100.0%)	1,103,677	53.6%	(100.0%)	金属機械工業品
0.0%	(0.0%)	0	0.0%	(0.0%)	0	0.0%	(0.0%)	0	0.0%	(0.0%)	鉄
0.1%	(0.2%)	94,298	2.5%	(4.1%)	0	0.0%	(0.0%)	94,298	4.6%	(8.5%)	鋼材
1.9%	(6.0%)	49,353	1.3%	(2.2%)	37,513	2.1%	(3.2%)	11,840	0.6%	(1.1%)	非鉄金属
0.1%	(0.4%)	676	0.0%	(0.0%)	676	0.0%	(0.1%)	0	0.0%	(0.0%)	金属製品
0.0%	(0.0%)	0	0.0%	(0.0%)	0	0.0%	(0.0%)	0	0.0%	(0.0%)	鉄道車両
18.0%	(57.2%)	2,113,795	55.4%	(93.0%)	1,121,600	63.9%	(95.9%)	992,195	48.2%	(89.9%)	完成自動車
[18.0%]	[57.0%]	[2,087,970]	[54.7%]	[91.9%]	[1,121,600]	[63.9%]	[95.9%]	[966,370]	[46.9%]	[87.6%]	[うちフェリー貨物]
0.0%	(0.0%)	0	0.0%	(0.0%)	0	0.0%	(0.0%)	0	0.0%	(0.0%)	その他輸送車両
0.0%	(0.0%)	0	0.0%	(0.0%)	0	0.0%	(0.0%)	0	0.0%	(0.0%)	二輪自動車
0.0%	(0.0%)	0	0.0%	(0.0%)	0	0.0%	(0.0%)	0	0.0%	(0.0%)	自動車部品
2.7%	(8.4%)	5,221	0.1%	(0.2%)	78	0.0%	(0.0%)	5,143	0.2%	(0.5%)	その他輸送機械
4.3%	(13.8%)	9,660	0.3%	(0.4%)	9,459	0.5%	(0.8%)	201	0.0%	(0.0%)	産業機械
1.6%	(5.2%)	98	0.0%	(0.0%)	98	0.0%	(0.0%)	0	0.0%	(0.0%)	電気機械
2.3%	(7.4%)	100	0.0%	(0.0%)	100	0.0%	(0.0%)	0	0.0%	(0.0%)	測量・光学・医療用機械
0.0%	(0.0%)	0	0.0%	(0.0%)	0	0.0%	(0.0%)	0	0.0%	(0.0%)	事務用機器
0.4%	(1.3%)	0	0.0%	(0.0%)	0	0.0%	(0.0%)	0	0.0%	(0.0%)	その他機械
7.7%	(100.0%)	639,713	16.8%	(100.0%)	196,869	11.2%	(100.0%)	442,844	21.5%	(100.0%)	化学工業品
0.0%	(0.0%)	0	0.0%	(0.0%)	0	0.0%	(0.0%)	0	0.0%	(0.0%)	陶磁器
0.0%	(0.0%)	0	0.0%	(0.0%)	0	0.0%	(0.0%)	0	0.0%	(0.0%)	セメント
0.0%	(0.0%)	0	0.0%	(0.0%)	0	0.0%	(0.0%)	0	0.0%	(0.0%)	ガラス類
0.0%	(0.0%)	0	0.0%	(0.0%)	0	0.0%	(0.0%)	0	0.0%	(0.0%)	窯業品
3.3%	(42.5%)	190,329	5.0%	(29.8%)	36,889	2.1%	(18.7%)	153,440	7.4%	(34.6%)	重油
4.0%	(52.3%)	289,921	7.6%	(45.3%)	96,127	5.5%	(48.8%)	193,794	9.4%	(43.8%)	石油製品
0.0%	(0.0%)	0	0.0%	(0.0%)	0	0.0%	(0.0%)	0	0.0%	(0.0%)	LNG(液化天然ガス)
0.0%	(0.0%)	0	0.0%	(0.0%)	0	0.0%	(0.0%)	0	0.0%	(0.0%)	LPG(液化石油ガス)
0.0%	(0.0%)	0	0.0%	(0.0%)	0	0.0%	(0.0%)	0	0.0%	(0.0%)	その他石油製品
0.0%	(0.0%)	0	0.0%	(0.0%)	0	0.0%	(0.0%)	0	0.0%	(0.0%)	コークス
0.0%	(0.0%)	0	0.0%	(0.0%)	0	0.0%	(0.0%)	0	0.0%	(0.0%)	石炭製品
0.0%	(0.6%)	159,129	4.2%	(24.9%)	63,519	3.6%	(32.3%)	95,610	4.6%	(21.6%)	化学薬品
0.2%	(2.4%)	334	0.0%	(0.1%)	334	0.0%	(0.2%)	0	0.0%	(0.0%)	化学肥料
0.2%	(2.2%)	0	0.0%	(0.0%)	0	0.0%	(0.0%)	0	0.0%	(0.0%)	染料・塗料・合成樹脂・その他化学工業品
2.1%	(100.0%)	68,710	1.8%	(100.0%)	68,066	3.9%	(100.0%)	644	0.0%	(100.0%)	軽工業品
0.0%	(1.3%)	540	0.0%	(0.8%)	540	0.0%	(0.8%)	0	0.0%	(0.0%)	紙・パルプ
0.0%	(0.0%)	0	0.0%	(0.0%)	0	0.0%	(0.0%)	0	0.0%	(0.0%)	糸及び紡績半製品
0.4%	(17.4%)	68	0.0%	(0.1%)	68	0.0%	(0.1%)	0	0.0%	(0.0%)	その他繊維工業品
0.0%	(0.0%)	0	0.0%	(0.0%)	0	0.0%	(0.0%)	0	0.0%	(0.0%)	砂糖
1.7%	(80.8%)	250	0.0%	(0.4%)	250	0.0%	(0.4%)	0	0.0%	(0.0%)	製造食品
0.0%	(0.5%)	42	0.0%	(0.1%)	42	0.0%	(0.1%)	0	0.0%	(0.0%)	飲料
0.0%	(0.0%)	67,166	1.8%	(97.8%)	67,166	3.8%	(98.7%)	0	0.0%	(0.0%)	水
0.0%	(0.0%)	0	0.0%	(0.0%)	0	0.0%	(0.0%)	0	0.0%	(0.0%)	たばこ
0.0%	(0.0%)	644	0.0%	(0.9%)	0	0.0%	(0.0%)	644	0.0%	(100.0%)	その他食料工業品
16.8%	(100.0%)	171,834	4.5%	(100.0%)	169,634	9.7%	(100.0%)	2,200	0.1%	(100.0%)	雑工業品
0.0%	(0.0%)	0	0.0%	(0.0%)	0	0.0%	(0.0%)	0	0.0%	(0.0%)	がらん具
14.0%	(83.2%)	0	0.0%	(0.0%)	0	0.0%	(0.0%)	0	0.0%	(0.0%)	衣服・身用品・はきもの
0.0%	(0.0%)	0	0.0%	(0.0%)	0	0.0%	(0.0%)	0	0.0%	(0.0%)	文房具・運動用品・楽器
0.8%	(4.6%)	242	0.0%	(0.1%)	242	0.0%	(0.1%)	0	0.0%	(0.0%)	家具・装飾品
2.0%	(12.0%)	146	0.0%	(0.1%)	146	0.0%	(0.1%)	0	0.0%	(0.0%)	その他日用品
0.0%	(0.0%)	171,446	4.5%	(99.8%)	169,246	9.6%	(99.8%)	2,200	0.1%	(100.0%)	ゴム製品
0.0%	(0.1%)	0	0.0%	(0.0%)	0	0.0%	(0.0%)	0	0.0%	(0.0%)	木製品
0.0%	(0.0%)	0	0.0%	(0.0%)	0	0.0%	(0.0%)	0	0.0%	(0.0%)	その他製造工業品
7.7%	(100.0%)	18,716	0.5%	(100.0%)	12	0.0%	(100.0%)	18,704	0.9%	(100.0%)	特殊品
0.0%	(0.0%)	0	0.0%	(0.0%)	0	0.0%	(0.0%)	0	0.0%	(0.0%)	金属くず
0.0%	(0.0%)	0	0.0%	(0.0%)	0	0.0%	(0.0%)	0	0.0%	(0.0%)	再利用資材
0.0%	(0.6%)	18,704	0.5%	(99.9%)	0	0.0%	(0.0%)	18,704	0.9%	(100.0%)	動植物性製造飼料
0.0%	(0.0%)	0	0.0%	(0.0%)	0	0.0%	(0.0%)	0	0.0%	(0.0%)	廃棄物
0.0%	(0.0%)	0	0.0%	(0.0%)	0	0.0%	(0.0%)	0	0.0%	(0.0%)	廃土・砂
0.1%	(1.8%)	12	0.0%	(0.1%)	12	0.0%	(100.0%)	0	0.0%	(0.0%)	輸送用容器
7.5%	(97.6%)	0	0.0%	(0.0%)	0	0.0%	(0.0%)	0	0.0%	(0.0%)	取合せ品
0.0%	(0.0%)	0	0.0%	(0.0%)	0	0.0%	(0.0%)	0	0.0%	(0.0%)	分類不能のもの
0.0%	(0.0%)	0	0.0%	(0.0%)	0	0.0%	(0.0%)	0	0.0%	(0.0%)	分類不能のもの

端数処理の関係上、「構成比」および「対大分類」の合計および大分類計は、品種ごとの数値の合計または大分類計と一致しないことがあります。

























Ⅲ-5. 外航航路別入港船舶数および品種別貨物量(平成21年)

(単位:トン)

隻数	合計 1,558隻			韓国航路 587隻			その他の定期航路 215隻			不定期航路 756隻		
	計	輸出	輸入	計	輸出	輸入	計	輸出	輸入	計	輸出	輸入
合計	1,895,457	853,031	1,042,426	894,832	473,520	421,312	539,989	245,516	294,473	460,636	133,995	326,641
(1)農水産品	201,569	41,421	160,148	118,750	16,156	102,594	24,525	4,240	20,285	58,294	21,025	37,269
011 麦	0	0	0	0	0	0	0	0	0	0	0	0
021 米	0	0	0	0	0	0	0	0	0	0	0	0
022 とうもろこし	0	0	0	0	0	0	0	0	0	0	0	0
023 豆類	0	0	0	0	0	0	0	0	0	0	0	0
024 その他雑穀	0	0	0	0	0	0	0	0	0	0	0	0
031 野菜・果物	45,698	1,322	44,376	34,173	62	34,111	11,525	1,260	10,265	0	0	0
041 綿花	0	0	0	0	0	0	0	0	0	0	0	0
051 その他農産品	25,506	102	25,404	25,506	102	25,404	0	0	0	0	0	0
061 羊毛	0	0	0	0	0	0	0	0	0	0	0	0
071 その他畜産品	85	25	60	5	5	0	80	20	60	0	0	0
081 水産品	130,280	39,972	90,308	59,066	15,987	43,079	12,920	2,960	9,960	58,294	21,025	37,269
(2)林産品	22,952	82	22,870	1,965	82	1,883	1,698	0	1,698	19,289	0	19,289
091 原木	19,289	0	19,289	0	0	0	0	0	0	19,289	0	19,289
092 製材	1,698	0	1,698	80	0	80	1,618	0	1,618	0	0	0
101 樹脂類	1,878	78	1,800	1,878	78	1,800	0	0	0	0	0	0
111 木材チップ	0	0	0	0	0	0	0	0	0	0	0	0
112 その他林産品	87	4	83	7	4	3	80	0	80	0	0	0
121 薪炭	0	0	0	0	0	0	0	0	0	0	0	0
(3)鉱産品	173,741	2	173,739	25	2	23	400	0	400	173,316	0	173,316
131 石炭	0	0	0	0	0	0	0	0	0	0	0	0
141 鉄鉱石	0	0	0	0	0	0	0	0	0	0	0	0
151 金属鉱物	94,756	0	94,756	0	0	0	0	0	0	94,756	0	94,756
161 砂利・砂	0	0	0	0	0	0	0	0	0	0	0	0
162 石材	425	2	423	25	2	23	400	0	400	0	0	0
171 原油	0	0	0	0	0	0	0	0	0	0	0	0
181 軽油	78,560	0	78,560	0	0	0	0	0	0	78,560	0	78,560
191 石灰石	0	0	0	0	0	0	0	0	0	0	0	0
201 原塩	0	0	0	0	0	0	0	0	0	0	0	0
211 非金属鉱物	0	0	0	0	0	0	0	0	0	0	0	0
(4)金属機械工業品	806,597	478,499	328,098	694,139	430,722	263,417	90,241	44,791	45,450	22,217	2,986	19,231
221 鉄鋼	0	0	0	0	0	0	0	0	0	0	0	0
222 鋼材	671	4	667	670	3	667	1	1	0	0	0	0
231 非鉄金属	19,790	37	19,753	751	37	714	0	0	0	19,039	0	19,039
241 金属製品	8,263	6,824	1,439	1,063	144	919	7,200	6,680	520	0	0	0
251 鉄道車両	0	0	0	0	0	0	0	0	0	0	0	0
252 完成自動車	441,964	254,422	187,542	441,934	254,392	187,542	30	30	0	0	0	0
253 その他輸送用車両	0	0	0	0	0	0	0	0	0	0	0	0
254 二輪自動車	0	0	0	0	0	0	0	0	0	0	0	0
255 自動車部品	0	0	0	0	0	0	0	0	0	0	0	0
256 その他輸送機械	48,122	20,435	27,687	5	0	5	47,915	20,425	27,490	202	10	192
261 産業機械	123,702	78,384	45,318	120,631	75,313	45,318	95	95	0	2,976	2,976	0
262 電気機械	39,595	22,462	17,133	11,275	7,342	3,933	28,320	15,120	13,200	0	0	0
263 測量・光学・医療用機械	117,810	93,491	24,319	117,810	93,491	24,319	0	0	0	0	0	0
264 事務用機器	0	0	0	0	0	0	0	0	0	0	0	0
265 その他機械	6,680	2,440	4,240	0	0	0	6,680	2,440	4,240	0	0	0
(5)化学工業品	199,303	119,289	80,014	11,194	9,015	2,179	654	354	300	187,455	109,920	77,535
271 陶磁器	0	0	0	0	0	0	0	0	0	0	0	0
281 セメント	0	0	0	0	0	0	0	0	0	0	0	0
291 ガラス類	0	0	0	0	0	0	0	0	0	0	0	0
301 窯業品	391	391	0	391	391	0	0	0	0	0	0	0
311 重油	34,025	0	34,025	0	0	0	0	0	0	34,025	0	34,025
321 石油製品	151,719	109,909	41,810	0	0	0	0	0	0	151,719	109,909	41,810
322 LNG(液化天然ガス)	0	0	0	0	0	0	0	0	0	0	0	0
323 LPG(液化石油ガス)	0	0	0	0	0	0	0	0	0	0	0	0
324 その他石油製品	0	0	0	0	0	0	0	0	0	0	0	0
331 コークス	0	0	0	0	0	0	0	0	0	0	0	0
341 石炭製品	0	0	0	0	0	0	0	0	0	0	0	0
351 化学薬品	1,282	800	482	1,248	766	482	34	34	0	0	0	0
361 化学肥料	1,902	0	1,902	202	0	202	0	0	0	1,700	0	1,700
371 染料・塗料・合成樹脂・その他化学工業品	9,984	8,189	1,795	9,353	7,858	1,495	620	320	300	11	11	0
(6)軽工業品	30,995	8,827	22,168	28,140	7,272	20,868	2,840	1,540	1,300	15	15	0
381 紙・パルプ	280	0	280	280	0	280	0	0	0	0	0	0
391 糸及び紡績半製品	11	11	0	11	11	0	0	0	0	0	0	0
401 その他繊維工業品	6,205	2,338	3,867	6,205	2,338	3,867	0	0	0	0	0	0
411 砂糖	0	0	0	0	0	0	0	0	0	0	0	0
421 製造食品	24,386	6,478	17,908	21,531	4,923	16,608	2,840	1,540	1,300	15	15	0
422 飲料	113	0	113	113	0	113	0	0	0	0	0	0
423 水	0	0	0	0	0	0	0	0	0	0	0	0
424 たばこ	0	0	0	0	0	0	0	0	0	0	0	0
425 その他食料工業品	0	0	0	0	0	0	0	0	0	0	0	0
(7)雑工業品	362,190	187,140	175,050	38,015	9,566	28,449	324,171	177,571	146,600	4	3	1
431 がん具	0	0	0	0	0	0	0	0	0	0	0	0
441 衣服・身廻品・はきもの	148,631	2,992	145,639	20,287	729	19,558	128,340	2,260	126,080	4	3	1
442 文房具・運動器	102	78	24	102	78	24	0	0	0	0	0	0
443 家具・装飾品	16,777	8,734	8,043	16,772	8,729	8,043	5	5	0	0	0	0
444 その他日用品	33,106	12,065	21,041	546	25	521	32,560	12,040	20,520	0	0	0
451 ゴム製品	163,293	163,243	50	55	5	50	163,238	163,238	0	0	0	0
461 木製品	241	0	241	241	0	241	0	0	0	0	0	0
471 その他製造工業品	40	28	12	12	0	12	28	28	0	0	0	0
(8)特殊品	98,110	17,771	80,339	2,604	705	1,899	95,460	17,020	78,440	46	46	0
481 金属くず	0	0	0	0	0	0	0	0	0	0	0	0
491 再利用資材	0	0	0	0	0	0	0	0	0	0	0	0
501 動植物性製造飼料	1,053	594	459	1,053	594	459	0	0	0	0	0	0
511 廃棄物	0	0	0	0	0	0	0	0	0	0	0	0
512 廃土砂	0	0	0	0	0	0	0	0	0	0	0	0
521 輸送用容器	1,531	91	1,440	1,485	45	1,440	0	0	0	46	46	0
531 取合せ品	95,526	17,086	78,440	66	66	0	95,460	17,020	78,440	0	0	0
(9)分類不能のもの	0	0	0	0	0	0	0	0	0	0	0	0
541 分類不能のもの	0	0	0	0	0	0	0	0	0	0	0	0

注: その他の定期航路は中国航路、東南アジア航路、北米西岸航路、パプアニューギニア・東豪州航路の合計。

Ⅲ－6. コンテナ個数・貨物年次表

(単位:TEUおよびトン)

年次	個数			貨物量		
	輸出	輸入	合計	輸出	輸入	合計
平成 5 年	25,641	26,832	52,473	210,301	514,218	724,519
6	28,051	28,831	56,882	224,079	548,341	772,420
7	29,476	30,970	60,446	260,248	544,366	804,614
8	25,670	26,135	51,805	253,552	563,753	817,305
9	25,284	25,616	50,900	329,813	514,562	844,375
10	26,333	27,276	53,609	184,836	563,076	747,912
11	30,074	31,380	61,454	262,586	640,599	903,185
12	32,229	33,069	65,298	370,597	634,995	1,005,592
13	32,825	34,062	66,887	314,861	617,255	932,116
14	33,259	33,658	66,917	380,084	512,746	892,830
15	33,586	36,477	70,063	379,078	531,130	910,208
16	40,903	41,185	82,088	437,926	568,283	1,006,209
17	42,722	41,958	84,680	401,829	580,474	982,303
18	44,386	44,509	88,895	414,594	626,212	1,040,806
19	38,073	38,789	76,862	432,261	595,150	1,027,411
20	36,932	36,689	73,621	436,921	579,601	1,016,522
21	33,396	35,315	68,711	305,496	526,627	832,123

外国貿易のみ。



Ⅲ-7. コンテナ貨物国別個数および品種別貨物量(平成21年)

(単位:TEUおよびトン)

コンテナTEU	インドネシア			タイ			オーストラリア			パプアニューギニア			北マリアナ諸島連邦		
	TEU計	輸出TEU	輸入TEU	TEU計	輸出TEU	輸入TEU	TEU計	輸出TEU	輸入TEU	TEU計	輸出TEU	輸入TEU	TEU計	輸出TEU	輸入TEU
	78	78	0	90	0	90	4	4	0	485	426	59	9	0	9
計	464	464	0	1,800	0	1,800	99	99	0	8,576	8,576	0	0	0	0
(1)農水産品	0	0	0	0	0	0	0	0	0	0	0	0	0	0	0
011 麦	0	0	0	0	0	0	0	0	0	0	0	0	0	0	0
021 米	0	0	0	0	0	0	0	0	0	0	0	0	0	0	0
022 とうもろこし	0	0	0	0	0	0	0	0	0	0	0	0	0	0	0
023 豆	0	0	0	0	0	0	0	0	0	0	0	0	0	0	0
024 その他雑穀	0	0	0	0	0	0	0	0	0	0	0	0	0	0	0
031 野菜・果物	0	0	0	0	0	0	0	0	0	0	0	0	0	0	0
041 綿花	0	0	0	0	0	0	0	0	0	0	0	0	0	0	0
051 その他農産品	0	0	0	0	0	0	0	0	0	0	0	0	0	0	0
061 羊毛	0	0	0	0	0	0	0	0	0	0	0	0	0	0	0
071 その他畜産品	0	0	0	0	0	0	0	0	0	0	0	0	0	0	0
081 水産品	0	0	0	0	0	0	0	0	0	0	0	0	0	0	0
(2)林産品	0	0	0	1,800	0	1,800	0	0	0	0	0	0	0	0	0
091 原木	0	0	0	0	0	0	0	0	0	0	0	0	0	0	0
092 製材	0	0	0	0	0	0	0	0	0	0	0	0	0	0	0
101 樹脂類	0	0	0	1,800	0	1,800	0	0	0	0	0	0	0	0	0
111 木材チップ	0	0	0	0	0	0	0	0	0	0	0	0	0	0	0
112 その他林産品	0	0	0	0	0	0	0	0	0	0	0	0	0	0	0
121 薪炭	0	0	0	0	0	0	0	0	0	0	0	0	0	0	0
(3)鉱産品	0	0	0	0	0	0	0	0	0	0	0	0	0	0	0
131 石炭	0	0	0	0	0	0	0	0	0	0	0	0	0	0	0
141 鉄鉱石	0	0	0	0	0	0	0	0	0	0	0	0	0	0	0
151 金鉱石	0	0	0	0	0	0	0	0	0	0	0	0	0	0	0
161 砂利	0	0	0	0	0	0	0	0	0	0	0	0	0	0	0
162 石材	0	0	0	0	0	0	0	0	0	0	0	0	0	0	0
171 原油	0	0	0	0	0	0	0	0	0	0	0	0	0	0	0
181 リン鉱石	0	0	0	0	0	0	0	0	0	0	0	0	0	0	0
191 石灰石	0	0	0	0	0	0	0	0	0	0	0	0	0	0	0
201 原塩	0	0	0	0	0	0	0	0	0	0	0	0	0	0	0
211 非金属鉱物	0	0	0	0	0	0	0	0	0	0	0	0	0	0	0
(4)金属機械工業品	73	73	0	0	0	0	0	0	0	0	0	0	0	0	0
221 鉄鋼	0	0	0	0	0	0	0	0	0	0	0	0	0	0	0
222 鋼材	0	0	0	0	0	0	0	0	0	0	0	0	0	0	0
231 非鉄金属	0	0	0	0	0	0	0	0	0	0	0	0	0	0	0
241 金属製品	0	0	0	0	0	0	0	0	0	0	0	0	0	0	0
251 鉄道車両	0	0	0	0	0	0	0	0	0	0	0	0	0	0	0
252 完成自動車	0	0	0	0	0	0	0	0	0	0	0	0	0	0	0
253 その他輸送用車両	0	0	0	0	0	0	0	0	0	0	0	0	0	0	0
254 二輪自動車	0	0	0	0	0	0	0	0	0	0	0	0	0	0	0
255 自動車部品	0	0	0	0	0	0	0	0	0	0	0	0	0	0	0
256 その他輸送機械	0	0	0	0	0	0	0	0	0	0	0	0	0	0	0
261 産業機械	73	73	0	0	0	0	0	0	0	0	0	0	0	0	0
262 電気機械	0	0	0	0	0	0	0	0	0	0	0	0	0	0	0
263 測量・光学・医療用機械	0	0	0	0	0	0	0	0	0	0	0	0	0	0	0
264 事務用機器	0	0	0	0	0	0	0	0	0	0	0	0	0	0	0
265 その他機械	0	0	0	0	0	0	0	0	0	0	0	0	0	0	0
(5)化学工業品	391	391	0	0	0	0	34	34	0	0	0	0	0	0	0
271 陶磁器	0	0	0	0	0	0	0	0	0	0	0	0	0	0	0
281 セメント	0	0	0	0	0	0	0	0	0	0	0	0	0	0	0
291 ガラス類	0	0	0	0	0	0	0	0	0	0	0	0	0	0	0
301 窯業品	391	391	0	0	0	0	0	0	0	0	0	0	0	0	0
311 重油	0	0	0	0	0	0	0	0	0	0	0	0	0	0	0
321 石油製品	0	0	0	0	0	0	0	0	0	0	0	0	0	0	0
322 LNG(液化天然ガス)	0	0	0	0	0	0	0	0	0	0	0	0	0	0	0
323 LPG(液化石油ガス)	0	0	0	0	0	0	0	0	0	0	0	0	0	0	0
324 その他石油製品	0	0	0	0	0	0	0	0	0	0	0	0	0	0	0
331 コークス	0	0	0	0	0	0	0	0	0	0	0	0	0	0	0
341 石炭製品	0	0	0	0	0	0	0	0	0	0	0	0	0	0	0
351 化学薬品	0	0	0	0	0	0	34	34	0	0	0	0	0	0	0
361 化学肥料	0	0	0	0	0	0	0	0	0	0	0	0	0	0	0
371 染料・塗料・合成樹脂・その他化学工業品	0	0	0	0	0	0	0	0	0	0	0	0	0	0	0
(6)軽工業品	0	0	0	0	0	0	0	0	0	0	0	0	0	0	0
381 紙・パルプ	0	0	0	0	0	0	0	0	0	0	0	0	0	0	0
391 糸及び紡績半製品	0	0	0	0	0	0	0	0	0	0	0	0	0	0	0
401 その他繊維工業品	0	0	0	0	0	0	0	0	0	0	0	0	0	0	0
411 砂糖	0	0	0	0	0	0	0	0	0	0	0	0	0	0	0
421 製造食品	0	0	0	0	0	0	0	0	0	0	0	0	0	0	0
422 飲料	0	0	0	0	0	0	0	0	0	0	0	0	0	0	0
423 水	0	0	0	0	0	0	0	0	0	0	0	0	0	0	0
424 たばこ	0	0	0	0	0	0	0	0	0	0	0	0	0	0	0
425 その他食料工業品	0	0	0	0	0	0	0	0	0	0	0	0	0	0	0
(7)雑工業品	0	0	0	0	0	0	65	65	0	8,576	8,576	0	0	0	0
431 がん具	0	0	0	0	0	0	0	0	0	0	0	0	0	0	0
441 衣服・身廻り品・はきもの	0	0	0	0	0	0	0	0	0	0	0	0	0	0	0
442 文房具・運動器	0	0	0	0	0	0	0	0	0	0	0	0	0	0	0
443 家具装備品	0	0	0	0	0	0	0	0	0	5	5	0	0	0	0
444 その他日用品	0	0	0	0	0	0	0	0	0	0	0	0	0	0	0
451 ゴム製品	0	0	0	0	0	0	65	65	0	8,569	8,569	0	0	0	0
461 木製品	0	0	0	0	0	0	0	0	0	0	0	0	0	0	0
471 その他製造工業品	0	0	0	0	0	0	0	0	0	2	2	0	0	0	0
(8)特殊品	0	0	0	0	0	0	0	0	0	0	0	0	0	0	0
481 金属くず	0	0	0	0	0	0	0	0	0	0	0	0	0	0	0
491 再利用資材	0	0	0	0	0	0	0	0	0	0	0	0	0	0	0
501 動植物性製造飼肥料	0	0	0	0	0	0	0	0	0	0	0	0	0	0	0
511 廃棄物	0	0	0	0	0	0	0	0	0	0	0	0	0	0	0
512 廃土砂	0	0	0	0	0	0	0	0	0	0	0	0	0	0	0
521 輸送用容器	0	0	0	0	0	0	0	0	0	0	0	0	0	0	0
531 取合せ品	0	0	0	0	0	0	0	0	0	0	0	0	0	0	0
(9)分類不能のもの	0	0	0	0	0	0	0	0	0	0	0	0	0	0	0
541 分類不能のもの	0	0	0	0	0	0	0	0	0	0	0	0	0	0	0

注: 外国貿易のみ。海外港経由のフィーダーを含む。端数処理の関係上、「構成比」および「対大分類」の合計および大分類計は、品種ごとの数値の合計または大分類計と一致しないことがあります。

## IV-1. 船舶乗降人員(平成21年)

(単位:人)

		1月	2月	3月	4月	5月	6月	7月	8月	9月	10月	11月	12月	合計
外国航路	乗込	7,421	6,427	7,753	7,735	5,050	4,071	7,773	10,160	4,615	4,830	6,161	9,924	81,920
	上陸	8,138	5,906	7,729	6,570	4,910	4,897	7,699	9,244	4,443	5,328	6,045	9,414	80,323
	計	15,559	12,333	15,482	14,305	9,960	8,968	15,472	19,404	9,058	10,158	12,206	19,338	162,243
内国航路	乗込	14,699	21,741	27,388	24,870	45,305	22,856	20,689	40,554	33,896	27,216	24,621	17,594	321,429
	上陸	14,667	19,597	25,497	23,326	40,830	20,039	17,733	36,403	31,831	24,923	22,631	15,657	293,134
	計	29,366	41,338	52,885	48,196	86,135	42,895	38,422	76,957	65,727	52,139	47,252	33,251	614,563
合計	乗込	22,120	28,168	35,141	32,605	50,355	26,927	28,462	50,714	38,511	32,046	30,782	27,518	403,349
	上陸	22,805	25,503	33,226	29,896	45,740	24,936	25,432	45,647	36,274	30,251	28,676	25,071	373,457
	計	44,925	53,671	68,367	62,501	96,095	51,863	53,894	96,361	74,785	62,297	59,458	52,589	776,806

V-1. 公共岸壁・専用岸壁別取扱貨物量年次表

(単位:トン)

	公共岸壁取扱貨物				専用岸壁取扱貨物					合計
	商港	国内フェリー	漁港	計	江浦・弟子待	西山・田の首	六連	長府	計	
昭和 53 年	2,266,556	8,182,129	116,685	10,565,370	993,419	1,078,123	1,696,213	1,105,814	4,873,569	15,438,939
54	2,216,072	7,909,381	138,126	10,263,579	1,314,530	1,404,465	1,534,927	1,284,015	5,537,937	15,801,516
55	2,086,161	8,258,276	149,086	10,493,523	1,112,429	1,275,898	1,342,596	1,577,089	5,308,012	15,801,535
56	1,930,733	8,001,038	109,282	10,041,053	880,872	1,240,021	1,283,349	1,448,223	4,852,465	14,893,518
57	2,018,505	8,149,420	131,607	10,299,532	929,535	1,082,232	650,069	1,388,188	4,050,024	14,349,556
58	2,166,741	7,614,777	135,376	9,916,894	891,511	1,170,483	703,170	1,025,118	3,790,282	13,707,176
59	2,277,043	7,972,738	126,083	10,375,864	868,247	1,168,019	820,593	1,149,052	4,005,911	14,381,775
60	2,340,215	7,623,678	120,876	10,084,769	728,491	1,076,181	856,063	962,542	3,623,277	13,708,046
61	2,618,005	7,894,502	120,554	10,633,061	482,841	1,043,386	721,227	844,104	3,091,558	13,724,619
62	2,885,386	7,845,139	121,567	10,852,092	511,890	1,127,977	634,559	834,587	3,109,013	13,961,105
63	2,880,096	7,754,123	123,939	10,758,158	540,332	976,897	676,570	860,326	3,054,125	13,812,283
平成 元 年	2,760,844	7,663,044	121,166	10,545,054	475,858	876,649	457,079	925,545	2,735,131	13,280,185
2	2,525,638	7,908,992	106,210	10,540,840	469,084	812,517	625,851	843,346	2,750,798	13,291,638
3	2,597,447	7,111,718	109,654	9,818,819	485,713	765,582	410,169	918,972	2,580,436	12,399,255
4	2,539,435	6,796,115	99,486	9,435,036	472,865	976,388	299,156	948,995	2,697,404	12,132,440
5	2,026,277	6,353,675	92,712	8,472,664	428,849	812,799	514,832	792,987	2,549,467	11,022,131
6	2,298,060	6,020,935	108,361	8,427,356	447,282	685,461	510,798	900,438	2,543,979	10,971,335
7	2,386,316	5,766,200	116,229	8,268,745	346,589	824,998	526,194	1,007,287	2,705,068	10,973,813
8	2,260,580	5,615,355	97,228	7,973,163	333,757	750,183	607,722	993,241	2,684,903	10,658,066
9	2,220,091	5,419,545	69,761	7,709,397	275,024	834,367	627,132	761,392	2,497,915	10,207,312
10	2,039,917	4,718,940	71,447	6,830,304	207,255	857,804	495,745	901,755	2,462,559	9,292,863
11	2,166,381	4,327,545	66,159	6,560,085	199,348	928,395	666,160	870,235	2,664,138	9,224,223
12	2,412,644	4,885,075	60,004	7,357,723	56,130	994,440	1,264,380	1,010,659	3,325,609	10,683,332
13	2,265,735	4,352,160	24,881	6,642,776	30,499	953,640	993,746	554,666	2,532,551	9,175,327
14	2,262,486	4,428,270	22,647	6,713,403	28,845	775,265	804,794	632,806	2,241,710	8,955,113
15	2,387,853	4,128,570	20,121	6,536,544	28,295	767,007	594,285	545,187	1,934,774	8,471,318
16	2,630,095	4,223,755	20,147	6,873,997	36,707	917,019	505,798	769,011	2,228,535	9,102,532
17	2,556,848	4,245,865	18,248	6,820,961	42,844	852,378	698,366	909,538	2,503,126	9,324,087
18	2,560,016	3,939,445	18,041	6,517,502	39,305	771,364	651,148	872,800	2,334,617	8,852,119
19	2,456,470	3,228,025	17,409	5,701,904	34,316	681,729	1,120,000	411,111	2,247,156	7,949,060
20	2,495,285	2,660,030	14,814	5,170,129	35,159	673,276	1,169,330	498,045	2,375,810	7,545,939
21	2,091,805 (371,960)	2,087,970	13,961	4,193,736	40,143	503,944	540,365	432,106	1,516,558	5,710,294

( )内は国際フェリーで内数。



V-2. 公共岸壁取扱貨物品別貨物量(平成21年)

(単位:トン)

輸入	内国貿易										
	計			移出			移入				
	構成比	対大分類	貨物量	構成比	対大分類	貨物量	構成比	対大分類	貨物量	構成比	対大分類
100.0%	-	2,662,764	100.0%	-	1,380,332	100.0%	-	1,282,432	100.0%	-	-
20.3%	(100.0%)	64,631	2.4%	(100.0%)	742	0.1%	(100.0%)	63,889	5.0%	(100.0%)	農水産品
0.0%	(0.0%)	945	0.0%	(1.5%)	0	0.0%	(0.0%)	945	0.1%	(1.5%)	麦
0.0%	(0.0%)	0	0.0%	(0.0%)	0	0.0%	(0.0%)	0	0.0%	(0.0%)	米
0.0%	(0.0%)	36,844	1.4%	(57.0%)	0	0.0%	(0.0%)	36,844	2.9%	(57.7%)	とうもろこし
0.0%	(0.0%)	915	0.0%	(1.4%)	700	0.1%	(94.3%)	215	0.0%	(0.3%)	豆類
0.0%	(0.0%)	11,229	0.4%	(17.4%)	0	0.0%	(0.0%)	11,229	0.9%	(17.6%)	その他雑穀
5.6%	(27.7%)	42	0.0%	(0.1%)	42	0.0%	(5.7%)	0	0.0%	(0.0%)	野菜・果物
0.0%	(0.0%)	0	0.0%	(0.0%)	0	0.0%	(0.0%)	0	0.0%	(0.0%)	綿
3.2%	(15.9%)	0	0.0%	(0.0%)	0	0.0%	(0.0%)	0	0.0%	(0.0%)	その他農産品
0.0%	(0.0%)	0	0.0%	(0.0%)	0	0.0%	(0.0%)	0	0.0%	(0.0%)	羊毛
0.0%	(0.0%)	0	0.0%	(0.0%)	0	0.0%	(0.0%)	0	0.0%	(0.0%)	その他畜産品
11.5%	(56.4%)	14,656	0.6%	(22.7%)	0	0.0%	(0.0%)	14,656	1.1%	(22.9%)	水産品
2.9%	(100.0%)	14,067	0.5%	(100.0%)	6,023	0.4%	(100.0%)	8,044	0.6%	(100.0%)	林産品
2.4%	(84.3%)	4,506	0.2%	(32.0%)	3,216	0.2%	(53.4%)	1,290	0.1%	(16.0%)	原木
0.2%	(7.4%)	8,061	0.3%	(57.3%)	1,307	0.1%	(21.7%)	6,754	0.5%	(84.0%)	製材
0.2%	(7.9%)	0	0.0%	(0.0%)	0	0.0%	(0.0%)	0	0.0%	(0.0%)	樹脂類
0.0%	(0.0%)	1,500	0.1%	(10.7%)	1,500	0.1%	(24.9%)	0	0.0%	(0.0%)	木材チップ
0.0%	(0.4%)	0	0.0%	(0.0%)	0	0.0%	(0.0%)	0	0.0%	(0.0%)	その他林産品
0.0%	(0.0%)	0	0.0%	(0.0%)	0	0.0%	(0.0%)	0	0.0%	(0.0%)	薪炭
0.1%	(100.0%)	137,669	5.2%	(100.0%)	0	0.0%	(0.0%)	137,669	10.7%	(100.0%)	鉱産品
0.0%	(0.0%)	0	0.0%	(0.0%)	0	0.0%	(0.0%)	0	0.0%	(0.0%)	炭
0.0%	(0.0%)	0	0.0%	(0.0%)	0	0.0%	(0.0%)	0	0.0%	(0.0%)	鉄鉱石
0.0%	(0.0%)	0	0.0%	(0.0%)	0	0.0%	(0.0%)	0	0.0%	(0.0%)	金
0.0%	(0.0%)	111,700	4.2%	(81.1%)	0	0.0%	(0.0%)	111,700	8.7%	(81.1%)	砂利・砂
0.1%	(100.0%)	0	0.0%	(0.0%)	0	0.0%	(0.0%)	0	0.0%	(0.0%)	石材
0.0%	(0.0%)	0	0.0%	(0.0%)	0	0.0%	(0.0%)	0	0.0%	(0.0%)	原油
0.0%	(0.0%)	0	0.0%	(0.0%)	0	0.0%	(0.0%)	0	0.0%	(0.0%)	りん鉱石
0.0%	(0.0%)	0	0.0%	(0.0%)	0	0.0%	(0.0%)	0	0.0%	(0.0%)	石灰
0.0%	(0.0%)	0	0.0%	(0.0%)	0	0.0%	(0.0%)	0	0.0%	(0.0%)	原塩
0.0%	(0.0%)	25,969	1.0%	(18.9%)	0	0.0%	(0.0%)	25,969	2.0%	(18.9%)	非金属鉱物
41.0%	(100.0%)	2,186,755	82.1%	(100.0%)	1,135,473	82.3%	(100.0%)	1,051,282	82.0%	(100.0%)	金属機械工業品
0.0%	(0.0%)	0	0.0%	(0.0%)	0	0.0%	(0.0%)	0	0.0%	(0.0%)	鉄
0.1%	(0.2%)	53,899	2.0%	(2.5%)	0	0.0%	(0.0%)	53,899	4.2%	(5.1%)	鋼材
1.8%	(4.4%)	16,789	0.6%	(0.8%)	12,002	0.9%	(1.1%)	4,787	0.4%	(0.5%)	非鉄金属
0.2%	(0.4%)	676	0.0%	(0.0%)	676	0.0%	(0.1%)	0	0.0%	(0.0%)	金属製品
0.0%	(0.0%)	0	0.0%	(0.0%)	0	0.0%	(0.0%)	0	0.0%	(0.0%)	鉄道車両
23.8%	(58.1%)	2,113,795	79.4%	(96.7%)	1,121,600	81.3%	(98.8%)	992,195	77.4%	(94.4%)	完成自動車
0.0%	(0.0%)	0	0.0%	(0.0%)	0	0.0%	(0.0%)	0	0.0%	(0.0%)	その他輸送車両
0.0%	(0.0%)	0	0.0%	(0.0%)	0	0.0%	(0.0%)	0	0.0%	(0.0%)	二輪自動車
0.0%	(0.0%)	0	0.0%	(0.0%)	0	0.0%	(0.0%)	0	0.0%	(0.0%)	自動車部品
3.5%	(8.6%)	235	0.0%	(0.0%)	35	0.0%	(0.0%)	200	0.0%	(0.0%)	その他輸送機械
5.8%	(14.0%)	1,163	0.0%	(0.1%)	962	0.1%	(0.1%)	201	0.0%	(0.0%)	産業機械
2.2%	(5.3%)	98	0.0%	(0.0%)	98	0.0%	(0.0%)	0	0.0%	(0.0%)	電気機械
3.1%	(7.5%)	100	0.0%	(0.0%)	100	0.0%	(0.0%)	0	0.0%	(0.0%)	測量・光学・医療用機械
0.0%	(0.0%)	0	0.0%	(0.0%)	0	0.0%	(0.0%)	0	0.0%	(0.0%)	事務用機器
0.5%	(1.3%)	0	0.0%	(0.0%)	0	0.0%	(0.0%)	0	0.0%	(0.0%)	その他機械
0.5%	(100.0%)	382	0.0%	(100.0%)	382	0.0%	(100.0%)	0	0.0%	(0.0%)	化学工業品
0.0%	(0.0%)	0	0.0%	(0.0%)	0	0.0%	(0.0%)	0	0.0%	(0.0%)	陶磁器
0.0%	(0.0%)	0	0.0%	(0.0%)	0	0.0%	(0.0%)	0	0.0%	(0.0%)	セメント
0.0%	(0.0%)	0	0.0%	(0.0%)	0	0.0%	(0.0%)	0	0.0%	(0.0%)	ガラス類
0.0%	(0.0%)	0	0.0%	(0.0%)	0	0.0%	(0.0%)	0	0.0%	(0.0%)	窯業
0.0%	(0.0%)	0	0.0%	(0.0%)	0	0.0%	(0.0%)	0	0.0%	(0.0%)	重油
0.0%	(0.0%)	0	0.0%	(0.0%)	0	0.0%	(0.0%)	0	0.0%	(0.0%)	石油製品
0.0%	(0.0%)	0	0.0%	(0.0%)	0	0.0%	(0.0%)	0	0.0%	(0.0%)	LNG(液化天然ガス)
0.0%	(0.0%)	0	0.0%	(0.0%)	0	0.0%	(0.0%)	0	0.0%	(0.0%)	LPG(液化石油ガス)
0.0%	(0.0%)	0	0.0%	(0.0%)	0	0.0%	(0.0%)	0	0.0%	(0.0%)	その他石油製品
0.0%	(0.0%)	0	0.0%	(0.0%)	0	0.0%	(0.0%)	0	0.0%	(0.0%)	コークス
0.0%	(0.0%)	0	0.0%	(0.0%)	0	0.0%	(0.0%)	0	0.0%	(0.0%)	石炭製品
0.1%	(11.5%)	48	0.0%	(12.6%)	48	0.0%	(12.6%)	0	0.0%	(0.0%)	化学薬品
0.2%	(45.5%)	334	0.0%	(87.4%)	334	0.0%	(87.4%)	0	0.0%	(0.0%)	化学肥料
0.2%	(43.0%)	0	0.0%	(0.0%)	0	0.0%	(0.0%)	0	0.0%	(0.0%)	染料・塗料・合成樹脂・その他化学工業品
2.8%	(100.0%)	68,710	2.6%	(100.0%)	68,066	4.9%	(100.0%)	644	0.1%	(100.0%)	軽工業品
0.0%	(1.3%)	540	0.0%	(0.8%)	540	0.0%	(0.8%)	0	0.0%	(0.0%)	紙・パルプ
0.0%	(0.0%)	0	0.0%	(0.0%)	0	0.0%	(0.0%)	0	0.0%	(0.0%)	糸及び紡績半製品
0.5%	(17.4%)	68	0.0%	(0.1%)	68	0.0%	(0.1%)	0	0.0%	(0.0%)	その他繊維工業品
0.0%	(0.0%)	0	0.0%	(0.0%)	0	0.0%	(0.0%)	0	0.0%	(0.0%)	糖
2.3%	(80.8%)	250	0.0%	(0.4%)	250	0.0%	(0.4%)	0	0.0%	(0.0%)	製造食品
0.0%	(0.5%)	42	0.0%	(0.1%)	42	0.0%	(0.1%)	0	0.0%	(0.0%)	飲料
0.0%	(0.0%)	67,166	2.5%	(97.8%)	67,166	4.9%	(98.7%)	0	0.0%	(0.0%)	水
0.0%	(0.0%)	0	0.0%	(0.0%)	0	0.0%	(0.0%)	0	0.0%	(0.0%)	たばこ
0.0%	(0.0%)	644	0.0%	(0.9%)	0	0.0%	(0.0%)	644	0.1%	(100.0%)	その他食料工業品
22.2%	(100.0%)	171,834	6.5%	(100.0%)	169,634	12.3%	(100.0%)	2,200	0.2%	(100.0%)	雑工業品
0.0%	(0.0%)	0	0.0%	(0.0%)	0	0.0%	(0.0%)	0	0.0%	(0.0%)	がら
18.5%	(83.2%)	0	0.0%	(0.0%)	0	0.0%	(0.0%)	0	0.0%	(0.0%)	衣服・身廻品・はきもの
0.0%	(0.0%)	0	0.0%	(0.0%)	0	0.0%	(0.0%)	0	0.0%	(0.0%)	文房具・運動
1.0%	(4.6%)	242	0.0%	(0.1%)	242	0.0%	(0.1%)	0	0.0%	(0.0%)	文具・運動
2.7%	(12.0%)	146	0.0%	(0.1%)	146	0.0%	(0.1%)	0	0.0%	(0.0%)	その他日用品
0.0%	(0.0%)	171,446	6.4%	(99.8%)	169,246	12.3%	(99.8%)	2,200	0.2%	(100.0%)	ゴム製品
0.0%	(0.1%)	0	0.0%	(0.0%)	0	0.0%	(0.0%)	0	0.0%	(0.0%)	木製品
0.0%	(0.0%)	0	0.0%	(0.0%)	0	0.0%	(0.0%)	0	0.0%	(0.0%)	その他製造工業品
10.2%	(100.0%)	18,716	0.7%	(100.0%)	12	0.0%	(100.0%)	18,704	1.5%	(100.0%)	特殊
0.0%	(0.0%)	0	0.0%	(0.0%)	0	0.0%	(0.0%)	0	0.0%	(0.0%)	金属くず
0.0%	(0.0%)	0	0.0%	(0.0%)	0	0.0%	(0.0%)	0	0.0%	(0.0%)	再利用資材
0.1%	(0.6%)	18,704	0.7%	(99.9%)	0	0.0%	(0.0%)	18,704	1.5%	(100.0%)	動植物性製造飼料
0.0%	(0.0%)	0	0.0%	(0.0%)	0	0.0%	(0.0%)	0	0.0%	(0.0%)	廃棄物
0.0%	(0.0%)	0	0.0%	(0.0%)	0	0.0%	(0.0%)	0	0.0%	(0.0%)	廃土
0.2%	(1.8%)	12	0.0%	(0.1%)	12	0.0%	(100.0%)	0	0.0%	(0.0%)	輸送用容器
10.0%	(97.6%)	0	0.0%	(0.0%)	0	0.0%	(0.0%)	0	0.0%	(0.0%)	取合せ品
0.0%	(0.0%)	0	0.0%	(0.0%)	0	0.0%	(0.0%)	0	0.0%	(0.0%)	分類不能のもの
0.0%	(0.0%)	0	0.0%	(0.0%)	0	0.0%	(0.0%)	0	0.0%	(0.0%)	分類不能のもの

端数処理の関係上、「構成比」および「対大分類」の合計および大分類計は、品種ごとの数値の合計または大分類計と一致しないことがあります。



V-3. 専用岸壁取扱貨物品別貨物量(平成21年)

(単位:トン)

	合計									外国貿易								
	計			輸移出			輸入			計			輸出			貨物量		
	貨物量	構成比	対大分類	貨物量	構成比	対大分類	貨物量	構成比	対大分類	貨物量	構成比	対大分類	貨物量	構成比	対大分類			
合計	1,516,558	100.0%	-	484,279	100.0%	-	1,032,279	100.0%	-	364,485	100.0%	-	109,909	100.0%	-	254,576		
(1)農水産品	0	0.0%	(0.0%)	0	0.0%	(0.0%)	0	0.0%	(0.0%)	0	0.0%	(0.0%)	0	0.0%	(0.0%)	0		
011 麦	0	0.0%	(0.0%)	0	0.0%	(0.0%)	0	0.0%	(0.0%)	0	0.0%	(0.0%)	0	0.0%	(0.0%)	0		
021 米	0	0.0%	(0.0%)	0	0.0%	(0.0%)	0	0.0%	(0.0%)	0	0.0%	(0.0%)	0	0.0%	(0.0%)	0		
022とうもろこし	0	0.0%	(0.0%)	0	0.0%	(0.0%)	0	0.0%	(0.0%)	0	0.0%	(0.0%)	0	0.0%	(0.0%)	0		
023豆	0	0.0%	(0.0%)	0	0.0%	(0.0%)	0	0.0%	(0.0%)	0	0.0%	(0.0%)	0	0.0%	(0.0%)	0		
024その他雑穀	0	0.0%	(0.0%)	0	0.0%	(0.0%)	0	0.0%	(0.0%)	0	0.0%	(0.0%)	0	0.0%	(0.0%)	0		
031野菜・果物	0	0.0%	(0.0%)	0	0.0%	(0.0%)	0	0.0%	(0.0%)	0	0.0%	(0.0%)	0	0.0%	(0.0%)	0		
041綿花	0	0.0%	(0.0%)	0	0.0%	(0.0%)	0	0.0%	(0.0%)	0	0.0%	(0.0%)	0	0.0%	(0.0%)	0		
051その他農産品	0	0.0%	(0.0%)	0	0.0%	(0.0%)	0	0.0%	(0.0%)	0	0.0%	(0.0%)	0	0.0%	(0.0%)	0		
061羊毛	0	0.0%	(0.0%)	0	0.0%	(0.0%)	0	0.0%	(0.0%)	0	0.0%	(0.0%)	0	0.0%	(0.0%)	0		
071その他畜産品	0	0.0%	(0.0%)	0	0.0%	(0.0%)	0	0.0%	(0.0%)	0	0.0%	(0.0%)	0	0.0%	(0.0%)	0		
081水産品	0	0.0%	(0.0%)	0	0.0%	(0.0%)	0	0.0%	(0.0%)	0	0.0%	(0.0%)	0	0.0%	(0.0%)	0		
(2)林産品	0	0.0%	(0.0%)	0	0.0%	(0.0%)	0	0.0%	(0.0%)	0	0.0%	(0.0%)	0	0.0%	(0.0%)	0		
091原木	0	0.0%	(0.0%)	0	0.0%	(0.0%)	0	0.0%	(0.0%)	0	0.0%	(0.0%)	0	0.0%	(0.0%)	0		
092製材	0	0.0%	(0.0%)	0	0.0%	(0.0%)	0	0.0%	(0.0%)	0	0.0%	(0.0%)	0	0.0%	(0.0%)	0		
101樹脂類	0	0.0%	(0.0%)	0	0.0%	(0.0%)	0	0.0%	(0.0%)	0	0.0%	(0.0%)	0	0.0%	(0.0%)	0		
111木材チップ	0	0.0%	(0.0%)	0	0.0%	(0.0%)	0	0.0%	(0.0%)	0	0.0%	(0.0%)	0	0.0%	(0.0%)	0		
112その他林産品	0	0.0%	(0.0%)	0	0.0%	(0.0%)	0	0.0%	(0.0%)	0	0.0%	(0.0%)	0	0.0%	(0.0%)	0		
121薪炭	0	0.0%	(0.0%)	0	0.0%	(0.0%)	0	0.0%	(0.0%)	0	0.0%	(0.0%)	0	0.0%	(0.0%)	0		
(3)鉱産品	599,612	39.5%	(100.0%)	143,832	29.7%	(100.0%)	455,780	44.2%	(100.0%)	173,316	47.6%	(100.0%)	0	0.0%	(0.0%)	173,316		
131石炭	280,405	18.5%	(46.8%)	0	0.0%	(0.0%)	280,405	27.2%	(61.5%)	0	0.0%	(0.0%)	0	0.0%	(0.0%)	0		
141鉄鉱石	0	0.0%	(0.0%)	0	0.0%	(0.0%)	0	0.0%	(0.0%)	0	0.0%	(0.0%)	0	0.0%	(0.0%)	0		
151金属鉱石	152,508	10.1%	(25.4%)	57,002	11.8%	(39.6%)	95,506	9.3%	(21.0%)	94,756	26.0%	(54.7%)	0	0.0%	(0.0%)	94,756		
161砂利・砂	0	0.0%	(0.0%)	0	0.0%	(0.0%)	0	0.0%	(0.0%)	0	0.0%	(0.0%)	0	0.0%	(0.0%)	0		
162石材	0	0.0%	(0.0%)	0	0.0%	(0.0%)	0	0.0%	(0.0%)	0	0.0%	(0.0%)	0	0.0%	(0.0%)	0		
171原油	0	0.0%	(0.0%)	0	0.0%	(0.0%)	0	0.0%	(0.0%)	0	0.0%	(0.0%)	0	0.0%	(0.0%)	0		
181りん鉱石	78,560	5.2%	(13.1%)	0	0.0%	(0.0%)	78,560	7.6%	(17.2%)	78,560	21.6%	(45.3%)	0	0.0%	(0.0%)	78,560		
191石灰石	1,309	0.1%	(0.2%)	0	0.0%	(0.0%)	1,309	0.1%	(0.3%)	0	0.0%	(0.0%)	0	0.0%	(0.0%)	0		
201原塩	0	0.0%	(0.0%)	0	0.0%	(0.0%)	0	0.0%	(0.0%)	0	0.0%	(0.0%)	0	0.0%	(0.0%)	0		
211非金属鉱物	86,830	5.7%	(14.5%)	86,830	17.9%	(60.4%)	0	0.0%	(0.0%)	0	0.0%	(0.0%)	0	0.0%	(0.0%)	0		
(4)金属機械工業品	91,871	6.1%	(100.0%)	34,051	7.0%	(100.0%)	57,820	5.6%	(100.0%)	5,425	1.5%	(100.0%)	0	0.0%	(0.0%)	5,425		
221鉄鋼	0	0.0%	(0.0%)	0	0.0%	(0.0%)	0	0.0%	(0.0%)	0	0.0%	(0.0%)	0	0.0%	(0.0%)	0		
222鋼材	40,399	2.7%	(44.0%)	0	0.0%	(0.0%)	40,399	3.9%	(69.9%)	0	0.0%	(0.0%)	0	0.0%	(0.0%)	0		
231非鉄金属	37,989	2.5%	(41.4%)	25,511	5.3%	(74.9%)	12,478	1.2%	(21.6%)	5,425	1.5%	(100.0%)	0	0.0%	(0.0%)	5,425		
241金属製品	0	0.0%	(0.0%)	0	0.0%	(0.0%)	0	0.0%	(0.0%)	0	0.0%	(0.0%)	0	0.0%	(0.0%)	0		
251鉄道車両	0	0.0%	(0.0%)	0	0.0%	(0.0%)	0	0.0%	(0.0%)	0	0.0%	(0.0%)	0	0.0%	(0.0%)	0		
252完成自動車	0	0.0%	(0.0%)	0	0.0%	(0.0%)	0	0.0%	(0.0%)	0	0.0%	(0.0%)	0	0.0%	(0.0%)	0		
253その他輸送車両	0	0.0%	(0.0%)	0	0.0%	(0.0%)	0	0.0%	(0.0%)	0	0.0%	(0.0%)	0	0.0%	(0.0%)	0		
254二輪自動車	0	0.0%	(0.0%)	0	0.0%	(0.0%)	0	0.0%	(0.0%)	0	0.0%	(0.0%)	0	0.0%	(0.0%)	0		
255自動車部品	0	0.0%	(0.0%)	0	0.0%	(0.0%)	0	0.0%	(0.0%)	0	0.0%	(0.0%)	0	0.0%	(0.0%)	0		
256その他輸送機械	4,986	0.3%	(5.4%)	43	0.0%	(0.1%)	4,943	0.5%	(8.5%)	0	0.0%	(0.0%)	0	0.0%	(0.0%)	0		
261産業機械	8,497	0.6%	(9.2%)	8,497	1.8%	(25.0%)	0	0.0%	(0.0%)	0	0.0%	(0.0%)	0	0.0%	(0.0%)	0		
262電気機械	0	0.0%	(0.0%)	0	0.0%	(0.0%)	0	0.0%	(0.0%)	0	0.0%	(0.0%)	0	0.0%	(0.0%)	0		
263測量・光学・医療用機械	0	0.0%	(0.0%)	0	0.0%	(0.0%)	0	0.0%	(0.0%)	0	0.0%	(0.0%)	0	0.0%	(0.0%)	0		
264事務用機器	0	0.0%	(0.0%)	0	0.0%	(0.0%)	0	0.0%	(0.0%)	0	0.0%	(0.0%)	0	0.0%	(0.0%)	0		
265その他機械	0	0.0%	(0.0%)	0	0.0%	(0.0%)	0	0.0%	(0.0%)	0	0.0%	(0.0%)	0	0.0%	(0.0%)	0		
(5)化学工業品	825,075	54.4%	(100.0%)	306,396	63.3%	(100.0%)	518,679	50.2%	(100.0%)	185,744	51.0%	(100.0%)	109,909	100.0%	(100.0%)	75,835		
271陶磁器	0	0.0%	(0.0%)	0	0.0%	(0.0%)	0	0.0%	(0.0%)	0	0.0%	(0.0%)	0	0.0%	(0.0%)	0		
281セメント	0	0.0%	(0.0%)	0	0.0%	(0.0%)	0	0.0%	(0.0%)	0	0.0%	(0.0%)	0	0.0%	(0.0%)	0		
291ガラス類	0	0.0%	(0.0%)	0	0.0%	(0.0%)	0	0.0%	(0.0%)	0	0.0%	(0.0%)	0	0.0%	(0.0%)	0		
301窯業品	0	0.0%	(0.0%)	0	0.0%	(0.0%)	0	0.0%	(0.0%)	0	0.0%	(0.0%)	0	0.0%	(0.0%)	0		
311重油	224,354	14.8%	(27.2%)	36,889	7.6%	(12.0%)	187,465	18.2%	(36.1%)	34,025	9.3%	(18.3%)	0	0.0%	(0.0%)	34,025		
321石油製品	441,640	29.1%	(53.5%)	206,036	42.5%	(67.2%)	235,604	22.8%	(45.4%)	151,719	41.6%	(81.7%)	109,909	100.0%	(100.0%)	41,810		
322LNG(液化天然ガス)	0	0.0%	(0.0%)	0	0.0%	(0.0%)	0	0.0%	(0.0%)	0	0.0%	(0.0%)	0	0.0%	(0.0%)	0		
323LPG(液化石油ガス)	0	0.0%	(0.0%)	0	0.0%	(0.0%)	0	0.0%	(0.0%)	0	0.0%	(0.0%)	0	0.0%	(0.0%)	0		
324その他石油製品	0	0.0%	(0.0%)	0	0.0%	(0.0%)	0	0.0%	(0.0%)	0	0.0%	(0.0%)	0	0.0%	(0.0%)	0		
331コークス	0	0.0%	(0.0%)	0	0.0%	(0.0%)	0	0.0%	(0.0%)	0	0.0%	(0.0%)	0	0.0%	(0.0%)	0		
341石炭製品	0	0.0%	(0.0%)	0	0.0%	(0.0%)	0	0.0%	(0.0%)	0	0.0%	(0.0%)	0	0.0%	(0.0%)	0		
351化学薬品	159,081	10.5%	(19.3%)	63,471	13.1%	(20.7%)	95,610	9.3%	(18.4%)	0	0.0%	(0.0%)	0	0.0%	(0.0%)	0		
361化学肥料	0	0.0%	(0.0%)	0	0.0%	(0.0%)	0	0.0%	(0.0%)	0	0.0%	(0.0%)	0	0.0%	(0.0%)	0		
371染料・塗料・合成樹脂・その他化学工業品	0	0.0%	(0.0%)	0	0.0%	(0.0%)	0	0.0%	(0.0%)	0	0.0%	(0.0%)	0	0.0%	(0.0%)	0		
(6)軽工業品	0	0.0%	(0.0%)	0	0.0%	(0.0%)	0	0.0%	(0.0%)	0	0.0%	(0.0%)	0	0.0%	(0.0%)	0		
381紙・パルプ	0	0.0%	(0.0%)	0	0.0%	(0.0%)	0	0.0%	(0.0%)	0	0.0%	(0.0%)	0	0.0%	(0.0%)	0		
391糸及び紡績半製品	0	0.0%	(0.0%)	0	0.0%	(0.0%)	0	0.0%	(0.0%)	0	0.0%	(0.0%)	0	0.0%	(0.0%)	0		
401その他繊維工業品	0	0.0%	(0.0%)	0	0.0%	(0.0%)	0	0.0%	(0.0%)	0	0.0%	(0.0%)	0	0.0%	(0.0%)	0		
411砂糖	0	0.0%	(0.0%)	0	0.0%	(0.0%)	0	0.0%	(0.0%)	0	0.0%	(0.0%)	0	0.0%	(0.0%)	0		
421製造食品	0	0.0%	(0.0%)	0	0.0%	(0.0%)	0	0.0%	(0.0%)	0	0.0%	(0.0%)	0	0.0%	(0.0%)	0		
422飲料	0	0.0%	(0.0%)	0	0.0%	(0.0%)	0	0.0%	(0.0%)	0	0.0%	(0.0%)	0	0.0%	(0.0%)	0		
423水	0	0.0%	(0.0%)	0	0.0%	(0.0%)	0	0.0%	(0.0%)	0	0.0%	(0.0%)	0	0.0%	(0.0%)	0		
424たばこ	0	0.0%	(0.0%)	0	0.0%	(0.0%)	0	0.0%	(0.0%)	0	0.0%	(0.0%)	0	0.0%	(0.0%)	0		
425その他食料工業品	0	0.0%	(0.0%)	0	0.0%	(0.0%)	0	0.0%	(0.0%)	0	0.0%	(0.0%)	0	0.0%	(0.0%)	0		
(7)雑工業品	0	0.0%	(0.0%)	0	0.0%	(0.0%)	0	0.0%	(0.0%)	0	0.0%	(0.0%)	0	0.0%	(0.0%)	0		
431がら	0	0.0%	(0.0%)	0	0.0%	(0.0%)	0	0.0%	(0.0%)	0	0.0%	(0.0%)	0	0.0%	(0.0%)	0		
441衣服・身廻り品・はきもの	0	0.0%	(0.0%)	0	0.0%	(0												

